

HOMECREST™

OUTDOOR LIVING

CLASSIC. CONTEMPORARY. COMFORTABLE.

2024 COLLECTIONS





AN ICONIC BRAND

Homecrest Outdoor Living is proud to be an iconic American brand, crafting durable, timeless outdoor furniture right here in the USA since 1953. Celebrate the outdoors with the versatile stylings of our collections, from chairs, sofas, and loungers to fire tables, umbrellas, and more.





TABLE OF CONTENTS

Outdoor spaces are more important today than ever before. We crave fresh air and warm sunshine, and we love how time outside leaves us both relaxed and invigorated. With durable, timeless furniture from Homecrest, it's easy to create an outdoor haven that is comfortable and inviting. Browse our full lineup of stylish outdoor furniture so you can transform your outdoor space into your favorite living area.

CUSHION SEATING

- 6 Allure
- 12 Anthem
- 16 Elements
- 26 Emory
- 30 Grace
- 38 Holly Hill
- 44 Jaxon
- 48 Liberty
- 52 Mila
- 54 Revive
- 60 Sutton
- 64 Urban
- 66 Wren

AIR SEATING

- 18 Elements
- 32 Grace
- 56 Revive

SLING SEATING

- 8 Allure
- 20 Elements
- 22 Elevate
- 34 Grace
- 36 Harbor
- 40 Holly Hill
- 42 Infiniti
- 46 Kashton
- 58 Stella
- 62 Sutton

METAL SEATING

- 10 Allure
- 14 Echo
- 24 Elevate
- 28 Florida
- 50 Manhattan

IN-POOL SEATING

- 152 In-Pool Series

TABLES + BASES

- 72 Concrete
- 78 Eden
- 82 Latitude
- 86 Mesh
- 90 Mode
- 94 Mode Club
- 98 Sandstone
- 106 Shadow Rock
- 114 Slate
- 122 Stonegate
- 130 Timber

FIRE TABLES

- 76 Concrete
- 85 Latitude
- 91 Mode
- 102 Sandstone
- 110 Shadow Rock
- 118 Slate
- 126 Stonegate
- 134 Timber

UMBRELLAS

- 142 Market
- 144 Sol
- 145 Triumph

OUTDOOR ESSENTIALS

- 139 Fire Jewelry
- 139 Fire Table Accessories
- 141 Throw Pillows
- 142 Umbrellas + Bases

FABRICS + FINISHES

- 162 Bella-Dura® Fabrics
- 164 Finishes
- 156 Homecrest Fabrics
- 163 Recacril® Fabrics
- 158 Sensation Sling Fabrics
- 159 Slingable Fabrics
- 160 Sunbrella® Fabrics
- 159 Welt Fabrics

EXTRAS

- 150 Café Seating
- 148 Contract Markets
- 168 Homecrest History
- 166 Replacements
- 157 Seating Options
- 170 Warranty

SHOWN IN PHOTO:

ELEMENTS HIGH BACK DINING CHAIR | 51379
Pebble (Discontinued) | Pebble Welt (Discontinued) | Niko Finish

48" LATITUDE DINING TABLE | 3748RDLT
Niko Finish

ELEMENTS SWIVEL ROCKER CHAT CHAIR | 5190A
Fame Champagne (Discontinued) | Niko Finish

24" LATITUDE END TABLE | 6224R
Niko Finish

ELEMENTS LOVESEAT | 5142A
Fame Champagne (Discontinued) | Niko Finish

ELEMENTS SOFA | 5143A
Cast Shale (Sunbrella) | Niko Finish

36" x 60" STONEGATE LOUNGE FIRE PIT | 893660XSQT | 89XNC-JLP BASE
Pebble Top | Niko Finish | Bronze Fire Jewelry

24" DOCKSIDE END TABLE | 3128S (DISCONTINUED)
Niko Finish

20" SQUARE PILLOW | 00020
Cast Shale (Sunbrella)

18" SQUARE PILLOW | 00018
Fame Champagne (Discontinued)

18" SQUARE PILLOW | 00018
Cast Shale (Sunbrella)

16" SQUARE PILLOW | 00016
Whisper Earth (Discontinued)

ELEMENTS HIGH BACK DINING CHAIR

Complement these high back dining chairs with the comfort of an Elements high back swivel rocker. The simple styling of Elements coordinates with all Homecrest collections.



ELEMENTS LOVESEAT

Elements' DreamCore™ cushions mimic the frame's style to create a versatile, transitional look in all outdoor spaces.





OUTDOOR SEATING

EXPERIENCE
MOTION
AND
COMFORT



Enjoy the outdoors in utmost relaxation with Homecrest stationary and motion pieces. Homecrest outdoor furniture has been a consumer favorite for decades, offering unsurpassed comfort and exceptional longevity. Available in sling, padded sling, air, metal, and cushion.



EXPERIENCE MOTION

Experience Homecrest's motion pieces with our industry-leading swivel rocker mechanisms.

Made in the USA

ALLURE CUSHION

ALUMINUM

Allure cushion is built on the comfort Homecrest is known for. This collection features sumptuous, all-weather cushions; generously proportioned seating; and clean, modern lines in a chic profile. While Allure cushion is exceptionally comfortable, it also allows endless versatility for creating unique seating configurations. This collection is perfect for both residential and commercial usage.



ARMLESS CLUB CHAIR

C 1135A
H: 29" W: 34.5" D: 35.5"
Seat Ht: 17" Arm Ht: N/A



CLUB CHAIR

C 1137A
H: 29" W: 36.5" D: 35.5"
Seat Ht: 17" Arm Ht: 28"



PRODUCT FEATURE

Simply switch the back cushion to create a right arm or left arm club chair for endless configurations.



LEFT OR RIGHT ARM CLUB CHAIR

C 1137LR
H: 29" W: 35.5" D: 35.5"
Seat Ht: 17" Arm Ht: 28"



CORNER

C 1110A
H: 29" W: 35.5" D: 35.5"
Seat Ht: 17" Arm Ht: N/A



OTTOMAN

C 1112A
H: 17" W: 35.5" D: 35.5"
Seat Ht: 17" Arm Ht: N/A



LEFT ARM PILLOW

C 1135POLH
H: 12" W: 4" D: 26.5"
Seat Ht: N/A Arm Ht: N/A



RIGHT ARM PILLOW

C 1135PORH
H: 12" W: 4" D: 26.5"
Seat Ht: N/A Arm Ht: N/A



Cushions are secured to withstand wind and ensure long-lasting performance.

Available in: C Cushion



SHOWN IN PHOTO:

LEFT OR RIGHT ARM CLUB CHAIR | 1137LR
Blend Indigo (Sunbrella) | Glacier Finish

ARMLESS CLUB CHAIR | 1135A
Blend Indigo (Sunbrella) | Glacier Finish

CORNER | 1110A
Blend Indigo (Sunbrella) | Glacier Finish

32" x 52" SLATE LOUNGE FIRE PIT | 893252XSLTT | 89XNC-JLP BASE
Char Top | Glacier Finish | Sapphire Fire Jewelry

12" x 30" KIDNEY PILLOW | 01230
Gateway Indigo (Sunbrella)

18" SQUARE PILLOW | 00018
Spotlight Flame (Discontinued)

18" SQUARE PILLOW | 00018
Gateway Indigo (Sunbrella)

18" SQUARE PILLOW | 00018
Canvas Palm (Discontinued)

ALLURE ARMLESS BALCONY STOOL | 1155M
Onyx Finish

36" SLATE BALCONY TABLE | C36365SLNU | 0834B BASE
Char Top | Onyx Finish

ALLURE SLING

ALUMINUM

The clean lines of the Allure collection, met with the strength and durability of powder-coated aluminum, provide premium comfort. Allure features a field-replaceable double layer sling with no welting and carries an unprecedented sling warranty. The quick-drying café, balcony, and bar units are available with or without arms.



ARMLESS CAFÉ CHAIR

S 11350
H: 32.5" W: 20" D: 21"
Seat Ht: 18" Arm Ht: N/A



ARMLESS CAFÉ CHAIR

S 12350 **S** 12350-4 (4 Pack*)
H: 32.5" W: 21.5" D: 21"
Seat Ht: 18" Arm Ht: N/A
(Stackable: 4-6)



CAFÉ CHAIR

S 11370
H: 32.5" W: 22.5" D: 21"
Seat Ht: 18" Arm Ht: 24.5"



CAFÉ CHAIR

S 12370 **S** 12370-4 (4 Pack*)
H: 32.5" W: 24.5" D: 21"
Seat Ht: 18" Arm Ht: 24.5"
(Stackable: 4-6)



CHAT CHAIR

S 11380
H: 31" W: 28" D: 24.5"
Seat Ht: 16.5" Arm Ht: 21.5"



ARMLESS BALCONY STOOL

S 11550
H: 38.5" W: 20" D: 21"
Seat Ht: 24" Arm Ht: N/A



BALCONY STOOL

S 11580
H: 38.5" W: 24.5" D: 21"
Seat Ht: 24" Arm Ht: 30.5"



ARMLESS BAR STOOL

S 11450
H: 43.5" W: 20" D: 21"
Seat Ht: 29" Arm Ht: N/A



BAR STOOL

S 11480
H: 43.5" W: 24.5" D: 21"
Seat Ht: 29" Arm Ht: 35.5"



SOFA

S 11430
H: 31" W: 78" D: 24.5"
Seat Ht: 16.5" Arm Ht: 21.5"



ARMLESS ADJUSTABLE CHAISE

S 11310 **S** 11310-2 (2 Pack*)
H: 35" W: 28" L: 77"
Seat Ht: 16" Arm Ht: N/A
(Stackable: 4-6)



**ARMLESS ADJUSTABLE CHAISE
(with Wheels)**

S 11300 **S** 11300-2 (2 Pack*)
H: 35" W: 28" L: 77"
Seat Ht: 16" Arm Ht: N/A
(Stackable: 4-6)



**ARMLESS ADJUSTABLE
DOUBLE CHAISE**

S 11310D
H: 35" W: 50.5" L: 77"
Seat Ht: 16" Arm Ht: N/A



**ARMLESS ADJUSTABLE
DOUBLE CHAISE (with Wheels)**

S 11300D
H: 35" W: 50.5" L: 77"
Seat Ht: 16" Arm Ht: N/A



WIND KIT SET

11370WS - 5.66 lbs

Note: The Wind Kit Set is not available on the chaises. When ordering a sofa, order three sets.

▶ TAKE NOTICE

Our café chairs pair with café height tables. Want to use these café chairs with a dining height table? Add a Lift Kit (KIT175) to raise the 37XX series dining base on all Natural Series and Latitude tables an additional 1.75", increasing the table height from dining to café in minutes!

Available in: **S** Sling

*When ordering multi-pack, quantity of one equals two or four pieces, as denoted in model #-x.

SHOWN IN PHOTO:

CAFE CHAIR | 11370
Sandbar | Onyx Finish

48" LATITUDE DINING TABLE | 3748RDLT
Onyx Finish

LIFT KIT | KIT175
Onyx Finish



WIND RESISTANT UPGRADE

Need additional weight for windy conditions? Allure's Wind Kit Set (11370WS), consisting of a pair of zinc-plated steel bars, adds an additional 5.66 lbs and easily attaches to the chair's frame. Available in all finishes.

ALLURE MESH

ALUMINUM

Homecrest's Allure mesh line is durable and functional. Ideal for patio or poolside, this collection is built for superior weather resistance in all climates, from coastal to arid and anywhere in between. With several options for finishes, this sleek collection will transform your commercial and residential locations.



ARMLESS CAFÉ CHAIR

M 1135M
H: 34" W: 20" D: 21"
Seat Ht: 18" Arm Ht: N/A



ARMLESS CAFÉ CHAIR

M 1235M **M** 1235M-4 (4 Pack*)
H: 34" W: 21.5" D: 21"
Seat Ht: 18" Arm Ht: N/A
(Stackable: 4-6)



CAFÉ CHAIR

M 1137M
H: 34" W: 22.5" D: 21"
Seat Ht: 18" Arm Ht: 24.5"



CAFÉ CHAIR

M 1237M **M** 1237M-4 (4 Pack*)
H: 34" W: 24.5" D: 21"
Seat Ht: 18" Arm Ht: 24.5"
(Stackable: 4-6)



ARMLESS BALCONY STOOL

M 1155M
H: 40" W: 20" D: 21"
Seat Ht: 24" Arm Ht: N/A



BALCONY STOOL

M 1158M
H: 40" W: 24.5" D: 21"
Seat Ht: 24" Arm Ht: 30.5"



ARMLESS BAR STOOL

M 1145M
H: 43.5" W: 20" D: 21"
Seat Ht: 29" Arm Ht: N/A



BAR STOOL

M 1148M
H: 43.5" W: 24.5" D: 21"
Seat Ht: 29" Arm Ht: 35.5"



ARMLESS ADJUSTABLE CHAISE

M 1131M **M** 1131M-2 (2 Pack*)
H: 35" W: 28" L: 77"
Seat Ht: 16" Arm Ht: N/A
(Stackable: 4-6)



ARMLESS ADJUSTABLE CHAISE
(with Wheels)

M 1130M **M** 1130M-2 (2 Pack*)
H: 35" W: 28" L: 77"
Seat Ht: 16" Arm Ht: N/A
(Stackable: 4-6)



WIND KIT SET

1137OWS - 5.66 lbs
Note: The Wind Kit Set is not available on the chaises.

PRODUCT FEATURE

The Allure mesh adjustable chaises and café chairs (arm and armless) stack 4-6 high!



► TAKE NOTICE

Our café chairs pair with café height tables. Want to use these café chairs with a dining height table? Add a Lift Kit (KIT175) to raise the 37XX series dining base on all Natural Series and Latitude tables an additional 1.75", increasing the table height from dining to café in minutes!

*When ordering multi-pack, quantity of one equals two or four pieces, as denoted in model #-x.

Available in: **M** Metal



WIND RESISTANT UPGRADE

Need additional weight for windy conditions? Allure's Wind Kit Set (11370WS), consisting of a pair of zinc-plated steel bars, adds an additional 5.66 lbs and easily attaches to the chair's frame. Available in all finishes.

SHOWN IN PHOTO:

CAFÉ CHAIR | 1235M
Carbon Finish

36" SLATE CAFÉ TABLE | C3636SSLNU | 1800B BASE
Char Top | Carbon Finish

ANTHEM CUSHION

DREAMCORE™ | ALUMINUM

Homecrest's Anthem cushion collection features bent aluminum extrusions and minimal welded joints, giving it an attractive appearance and durable construction. Its curving design, combined with our DreamCore cushions, represents Homecrest's roots of bending metal and distinctly comfortable seating. Anthem serves as a symbol of the American-made craftsmanship that our company is known for.





CHAT CHAIR

C 7237A

H: 35" W: 28.5" D: 32"
Seat Ht: 18" Arm Ht: 23"



SWIVEL ROCKER CHAT CHAIR

C 7290A

H: 35" W: 28.5" D: 32"
Seat Ht: 18" Arm Ht: 23"



LOVESEAT

C 7242A

H: 35" W: 52.5" D: 32"
Seat Ht: 18" Arm Ht: 23"



SOFA

C 7243A

H: 35" W: 76.5" D: 32"
Seat Ht: 18" Arm Ht: 23"



Available in: **C** Cushion



Cushions are secured to withstand wind and ensure long-lasting performance.



SHOWN IN PHOTO:

SWIVEL ROCKER CHAT CHAIR | 7290A
Canvas Granite (Sunbrella) | Carbon Finish

42" CONCRETE LOUNGE FIRE PIT | 42SQTTT | 89SNC-JLP BASE
Char Top | Carbon Finish | Gunmetal Fire Jewelry

12" x 30" KIDNEY PILLOW | 01230
Solve Clay (Sunbrella)

HARBOR SWIVEL ROCKER BALCONY STOOL | 32780
Shadows | Carbon Welt | Carbon Finish

48" LATITUDE BALCONY TABLE | 3748RBLT
Carbon Finish

11' MARKET UMBRELLA | 854FMA
Coral (Recacril) | Carbon Umbrella Pole

CAST IRON UMBRELLA BASE | 00091
Carbon Finish

ECHO

METAL + PADDED SEAT | STEEL

Inspired by the organic shapes found in nature, Echo is an expansion of our popular Manhattan line. Make any outdoor setting more inviting with the addition of this beautiful and unique collection. Echo is available in café, balcony, and bar heights with a metal seat, padded seat, or removable seat pad option. With its modern design and high-quality construction, this collection is a hospitality favorite.



ARMLESS CAFÉ CHAIR

M 94350 **M** 94350-2 (2 Pack*)
C 9435P **C** 9435P-2 (2 Pack*)

H: 35" W: 18.5" D: 21"
 Seat Ht: 19" Arm Ht: N/A
 (Stackable: 4-6)



CAFÉ CHAIR

M 94370 **M** 94370-2 (2 Pack*)
C 9437P **C** 9437P-2 (2 Pack*)

H: 35" W: 20" D: 21"
 Seat Ht: 19" Arm Ht: 25.75"
 (Stackable: 4-6)



ARMLESS BALCONY STOOL

M 94580 **C** 9458P

H: 40.5" W: 18.5" D: 21"
 Seat Ht: 24" Arm Ht: N/A



ARMLESS BAR STOOL

M 94480 **C** 9448P

H: 45.5" W: 18.5" D: 21"
 Seat Ht: 29" Arm Ht: N/A



REMOVABLE SEAT PAD


C CH-PAD (with Ties)
C CH-PADNT (without Ties)

H: 1" W: 16" D: 17"
 Seat Ht: N/A Arm Ht: N/A

PRODUCT FEATURE

The Echo café chairs stack 4-6 high! All Echo chairs are available with a metal and padded seat. A removable seat pad option is also available.



 Frames are designed with added weight to withstand wind and stay in place.

Available in: **M** Metal Seat **C** Padded Seat

▶ TAKE NOTICE

Our café chairs pair with café height tables. Want to use these café chairs with a dining height table? Add a Lift Kit (KIT175) to raise the 37XX series dining base on all Natural Series and Latitude tables an additional 1.75", increasing the table height from dining to café in minutes!

*When ordering multi-pack, quantity of one equals two pieces, as denoted in model #x.





SHOWN PHOTO:

ARMLESS CAFE CHAIR | 94480
Bliss Dew (Sunbrella) | Onyx Finish

36" SLATE CAFE TABLE | C3636SSLNU | 1800B BASE
Drift Top | Onyx Finish

ARMLESS BAR STOOL | 94480
Bliss Dew (Sunbrella) | Onyx Finish

11' MARKET UMBRELLA | UM8120 (DISCONTINUED)
Bliss Dew (Sunbrella) | Taupe Umbrella Pole

CAST IRON UMBRELLA BASE | 00091
Onyx Finish

ELEMENTS CUSHION

DREAMCORE™ | ALUMINUM

With Homecrest's Elements cushion collection, you'll never have to sacrifice style for comfort again. This deep seating series combines the fresh and transitional look of Homecrest's popular Elements collection with the supreme comfort guaranteed by our DreamCore cushions. These cushions use High Resilient foam to ensure durability, longevity, and unparalleled comfort. Unlike conventional foam, Homecrest's cushions have exceptional elasticity, which makes for a superior seating experience.

SHOWN IN PHOTO:

LOVESEAT | 5142A

Canvas White (Sunbrella) | Carbon Finish

LEFT ARM SOFA | 5143L

Canvas White (Sunbrella) | Carbon Finish

CORNER | 5110A

Canvas White (Sunbrella) | Carbon Finish

RIGHT ARM LOVESEAT | 5142R

Canvas White (Sunbrella) | Carbon Finish

42" SLATE LOUNGE FIRE PIT | 42SQSLTT | 89XNC-JLP BASE

Drift Top | Carbon Finish | Platinum Fire Jewelry

20" SQUARE PILLOW | 00020

Canvas Raven Black (Sunbrella)

18" SQUARE PILLOW | 00018

Cast Slate (Sunbrella)

18" SQUARE PILLOW | 00018

Sailcloth Salt (Sunbrella)





CHAT CHAIR
C 5139A
 H: 35" W: 30" D: 33"
 Seat Ht: 18" Arm Ht: 23.5"



SWIVEL ROCKER CHAT CHAIR
C 5190A
 H: 35" W: 30" D: 33"
 Seat Ht: 18" Arm Ht: 23.5"



LOVESEAT
C 5142A
 H: 35" W: 54" D: 33"
 Seat Ht: 18" Arm Ht: 23.5"



SOFA
C 5143A
 H: 35" W: 78" D: 33"
 Seat Ht: 18" Arm Ht: 23.5"



HIGH BACK CHAT CHAIR
C 5137A
 H: 41" W: 30" D: 33"
 Seat Ht: 18" Arm Ht: 23.5"



HIGH BACK SWIVEL ROCKER CHAT CHAIR
C 5192A
 H: 41" W: 30" D: 33"
 Seat Ht: 18" Arm Ht: 23.5"



HIGH BACK LOVESEAT
C 5144A
 H: 41" W: 54" D: 33"
 Seat Ht: 18" Arm Ht: 23.5"



HIGH BACK SOFA
C 5145A
 H: 41" W: 78" D: 33"
 Seat Ht: 18" Arm Ht: 23.5"



ARMLESS CHAT CHAIR*
C 5139N
 H: 35" W: 24.75" D: 33"
 Seat Ht: 18" Arm Ht: N/A



LEFT ARM CHAT CHAIR*
C 5139L
 H: 35" W: 27.5" D: 33"
 Seat Ht: 18" Arm Ht: 23.5"



RIGHT ARM CHAT CHAIR*
C 5139R
 H: 35" W: 27.5" D: 33"
 Seat Ht: 18" Arm Ht: 23.5"



ARMLESS LOVESEAT*
C 5142N
 H: 35" W: 48.75" D: 33"
 Seat Ht: 18" Arm Ht: N/A



LEFT ARM LOVESEAT*
C 5142L
 H: 35" W: 51.5" D: 33"
 Seat Ht: 18" Arm Ht: 23.5"



RIGHT ARM LOVESEAT*
C 5142R
 H: 35" W: 51.5" D: 33"
 Seat Ht: 18" Arm Ht: 23.5"



ARMLESS SOFA*
C 5143N
 H: 35" W: 72.75" D: 33"
 Seat Ht: 18" Arm Ht: N/A



LEFT ARM SOFA*
C 5143L
 H: 35" W: 75.5" D: 33"
 Seat Ht: 18" Arm Ht: 23.5"



RIGHT ARM SOFA*
C 5143R
 H: 35" W: 75.5" D: 33"
 Seat Ht: 18" Arm Ht: 23.5"



CORNER*
C 5110A
 H: 35" W: 33" D: 33"
 Seat Ht: 18" Arm Ht: N/A



OTTOMAN
C 5112A
 H: 16" W: 29.5" D: 27"
 Seat Ht: 16" Arm Ht: N/A

Available in: **C** Cushion



Cushions are secured to withstand wind and ensure long-lasting performance.

*Units are not standalone pieces. We recommend using end units with arms on all modular configurations due to exposed brackets on armless versions.

ELEMENTS AIR

Available in: **A** Air

SENSATION SLING | ALUMINUM

The Elements air collection features the appearance and comfort of deep seating in a foam-free, cushionless construction. Luxurious Sensation sling fabric is used for the ultimate in low-maintenance comfort and also features benefits such as exceptional shape retention and surface memory. Homecrest's double layer sling design is extremely comfortable and field replaceable. Elements offers a versatile, stylish, and low-maintenance solution for your outdoor seating needs.



ARMLESS CHAT CHAIR

A 51AR350

H: 34" W: 26.5" D: 33"
Seat Ht: 14.5" Arm Ht: N/A



CHAT CHAIR

A 51AR390

H: 34" W: 32.5" D: 33"
Seat Ht: 14.5" Arm Ht: 21"



SWIVEL ROCKER CHAT CHAIR

A 51AR901

H: 34" W: 32.5" D: 33"
Seat Ht: 14.5" Arm Ht: 21"



LEFT ARM CHAT CHAIR

A 51AR39L

H: 34" W: 29.5" D: 33"
Seat Ht: 14.5" Arm Ht: 21"



RIGHT ARM CHAT CHAIR

A 51AR39R

H: 34" W: 29.5" D: 33"
Seat Ht: 14.5" Arm Ht: 21"

Note: Depending on the desired configuration and use, we recommend ordering multi-seat units to eliminate multiple legs for a cleaner look (i.e. order an armless sofa versus three armless chat chairs).



AVAILABLE FABRIC OPTIONS Air collections are available in Sensation sling fabrics only. Look for the air collection "A" icon.



AGATE II



BARK



BISQUE



CAMEO II



CEDAR II



LAGOON



STRATUS



ZINC II



ARMLESS LOVESEAT

A 51AR42N

H: 34" W: 52.5" D: 33"
Seat Ht: 14.5" Arm Ht: N/A



LOVESEAT

A 51AR42O

H: 34" W: 58.5" D: 33"
Seat Ht: 14.5" Arm Ht: 21"



LEFT ARM LOVESEAT

A 51AR42L

H: 34" W: 55.5" D: 33"
Seat Ht: 14.5" Arm Ht: 21"



RIGHT ARM LOVESEAT

A 51AR42R

H: 34" W: 55.5" D: 33"
Seat Ht: 14.5" Arm Ht: 21"



ARMLESS SOFA

A 51AR43N

H: 34" W: 79" D: 33"
Seat Ht: 14.5" Arm Ht: N/A



SOFA

A 51AR43O

H: 34" W: 85" D: 33"
Seat Ht: 14.5" Arm Ht: 21"



LEFT ARM SOFA

A 51AR43L

H: 34" W: 82" D: 33"
Seat Ht: 14.5" Arm Ht: 21"



RIGHT ARM SOFA

A 51AR43R

H: 34" W: 82" D: 33"
Seat Ht: 14.5" Arm Ht: 21"



MODE CORNER UNIT

1310016 - Side Table Height

H: 16" W: 35.5" D: 23"

1310020 - End Table Height

H: 20" W: 35.5" D: 23"



STONEGATE CORNER UNIT

1310016SG - Side Table Height

H: 16.5" W: 37.5" D: 24"

1310020SG - End Table Height

H: 21.5" W: 37.5" D: 24"



SHOWN IN PHOTO:

ELEMENTS LOW BACK DINING CHAIR | 51470
Polar (Brisa) | Glacier Back | Glacier Welt | Carbon Finish

ELEMENTS LOW BACK SWIVEL ROCKER | 51390
Polar (Brisa) | Glacier Back | Glacier Welt | Carbon Finish

42" x 62" TIMBER DINING TABLE | 254262DTM
Drift Top | Carbon Finish

36" x 60" TIMBER LOUNGE FIRE PIT | 893660XTMTT | 89XNC-JLP BASE
Drift Top | Carbon Finish | Sapphire Fire Jewelry

SWIVEL ROCKER CHAT CHAIR | 51AR901
Stratus | Carbon Finish

CHAT CHAIR | 51AR390
Stratus | Carbon Finish

22" MODE SIDE TABLE | 13220
Onyx Top | Carbon Finish

RIGHT ARM LOVESEAT | 51AR42R
Stratus | Carbon Finish

MODE CORNER UNIT | 1310020
Onyx Top | Carbon Finish

ARMLESS CHAT CHAIR | 51AR350
Stratus | Carbon Finish

LEFT ARM SOFA | 51AR43L
Stratus | Carbon Finish

20" SQUARE PILLOW | 00020
Canary (Outdura)

20" SQUARE PILLOW | 00020
Palmetto Azura (Discontinued)

18" SQUARE PILLOW | 00018
Palmetto Azura (Discontinued)

18" SQUARE PILLOW | 00018
Captiva Admiral (Discontinued)

12" x 22" KIDNEY PILLOW | 01222
Rumor Waterfall (Discontinued)

12" x 22" KIDNEY PILLOW | 01222
Luna Admiral (Discontinued)

18" SQUARE PILLOW | 00018
Natural White (Outdura)

ELEMENTS SLING

SLING + PADDED SLING | ALUMINUM

Available in: **S** Sling **PS** Padded Sling

Uniquely transitional and highly functional, Homecrest's Elements sling collection is an industry favorite. Subtle curves and simple angles combine to create a collection that can be artfully classic or freshly modern, depending on your design sensibilities and your outdoor space. Available in low back, high back, and balcony seating, Elements has the added versatility of complementing a wide range of deep seating styles with ease and grace.



LOW BACK DINING CHAIR

S 51370 **PS** 51470

H: 35" W: 26" D: 28.5"

Seat Ht: 17.5" Arm Ht: 24"



ELEMENTS LOW BACK DINING CHAIR

Create a more comfortable sit by selecting a Sensation sling fabric. Sensation fabrics feature outstanding memory and strength.





LOW BACK SWIVEL ROCKER
 S 51360 PS 51390
 H: 35" W: 26" D: 30"
 Seat Ht: 17.5" Arm Ht: 24"



HIGH BACK DINING CHAIR
 S 51379 PS 51479
 H: 43.5" W: 26" D: 28.5"
 Seat Ht: 17.5" Arm Ht: 24"



HIGH BACK SWIVEL ROCKER
 S 51900 PS 51910
 H: 43.5" W: 26" D: 30"
 Seat Ht: 17.5" Arm Ht: 24"



SWIVEL ROCKER BALCONY STOOL
 S 51780 PS 51790
 H: 40" W: 26" D: 30"
 Seat Ht: 21" Arm Ht: 29"



ARMLESS ADJUSTABLE CHAISE
 S 10301 PS 10201
 H: 43.5" W: 24" L: 82.5"
 Seat Ht: 16" Arm Ht: N/A



SHOWN IN PHOTO:
LOW BACK DINING CHAIR | 51370
 Zinc II | Onyx Welt | Carbon Finish
44" x 88" MODE DINING TABLE | 1344880
 Onyx Top | Carbon Finish

ELEVATE SLING

ALUMINUM

The Elevate sling collection shows that elegance and strength can go hand in hand. Elevate features defined lines with added weight for resistance against strong winds. Created from custom, solid aluminum, these pieces offer tremendous resistance to wind, salt, sun, and snow. All these features combine to make Elevate sling ideal for hospitality, workplace, rooftop, and balcony environments.



ARMLESS CAFÉ CHAIR

S 56350 S 56350-2 (2 Pack*)

H: 32.5" W: 25" D: 21"
Seat Ht: 18" Arm Ht: N/A
(Stackable: 4-6)



CAFÉ CHAIR

S 56370 S 56370-2 (2 Pack*)

H: 32.5" W: 25" D: 21"
Seat Ht: 18" Arm Ht: 24"
(Stackable: 4-6)



ARMLESS BALCONY STOOL

S 56550

H: 38.5" W: 25" D: 21"
Seat Ht: 24" Arm Ht: N/A



BALCONY STOOL

S 56570

H: 38.5" W: 25" D: 21"
Seat Ht: 24" Arm Ht: 30"



ARMLESS BAR STOOL

S 56450

H: 44.5" W: 25" D: 21"
Seat Ht: 30" Arm Ht: N/A



BAR STOOL

S 56470

H: 44.5" W: 25" D: 21"
Seat Ht: 30" Arm Ht: 36"

▶ TAKE NOTICE

Our café chairs pair with café height tables. Want to use these café chairs with a dining height table? Add a Lift Kit (KIT175) to raise the 37XX series dining base on all Natural Series and Latitude tables an additional 1.75", increasing the table height from dining to café in minutes!



◀ SCAN + WATCH

Learn more about the Elevate sling collection here!

Available in: S Sling

*When ordering multi-pack, quantity of one equals two pieces, as denoted in model #x.



Frames are designed with added weight to withstand wind and stay in place.





SHOWN IN PHOTO:

ARMLESS CAFÉ CHAIR | 56350
Rose | Carbon Finish

42" x 84" STONEGATE CAFÉ TABLE | 254284FSG
Pebble Top | Carbon Finish

CAFÉ CHAIR | 56370
Rose | Carbon Finish

36" STONEGATE CAFÉ TABLE | C3636SSG | 18ADAD BASE
Pebble Top | Carbon Finish

9' MARKET UMBRELLA | 854FMA
Surround Dusk (Discontinued) | Onyx Umbrella Pole

CAST IRON UMBRELLA BASE | 00091
Carbon Finish

ELEVATE MESH

ALUMINUM

Our Elevate mesh collection puts a twist on our classic visual designs, while adding features that make it the ideal choice for hospitality, workplace, rooftop, and balcony environments. Crafted with solid aluminum frames for added weight and resistance against strong winds, these pieces have a unique shape that makes both the armed and armless café units fully stackable. In addition, this collection is resistant to salt, sun, snow, and anything else nature can throw at it.



ARMLESS CAFÉ CHAIR

M 5635M M 5635M-2 (2 Pack*)

H: 34" W: 25" D: 21"
Seat Ht: 18" Arm Ht: N/A
(Stackable: 4-6)



CAFÉ CHAIR

M 5637M M 5637M-2 (2 Pack*)

H: 34" W: 25" D: 21"
Seat Ht: 18" Arm Ht: 24"
(Stackable: 4-6)



ARMLESS BALCONY STOOL

M 5655M

H: 40" W: 25" D: 21"
Seat Ht: 24" Arm Ht: N/A



BALCONY STOOL

M 5657M

H: 40" W: 25" D: 21"
Seat Ht: 24" Arm Ht: 30"



ARMLESS BAR STOOL

M 5645M

H: 46" W: 25" D: 21"
Seat Ht: 30" Arm Ht: N/A



BAR STOOL

M 5647M

H: 46" W: 25" D: 21"
Seat Ht: 30" Arm Ht: 36"



SCAN + WATCH

Learn more about the Elevate mesh collection here!

PRODUCT FEATURE

The Elevate mesh arm and armless café chairs stack 4-6 high!



Available in: M Metal



SHOWN IN PHOTO:

ARMLESS CAFÉ CHAIR | 5635M
Storm Finish

36" MODE CLUB CAFÉ TABLE | 1336RNU | 2330B BASE
Storm Finish

ELEVATE BAR STOOL | 56470
Poppy (Discontinued) | Storm Finish

*When ordering multi-pack, quantity of one equals two pieces, as denoted in model #x.



► **TAKE NOTICE**

Our café chairs pair with café height tables. Want to use these café chairs with a dining height table? Add a Lift Kit (KIT175) to raise the 37XX series dining base on all Natural Series and Latitude tables an additional 1.75", increasing the table height from dining to café in minutes!



Frames are designed with added weight to withstand wind and stay in place.

EMORY CUSHION

ALUMINUM

Beautiful, strong, comfortable, and unbelievably functional, the Emory cushion collection has the perfect style for any outdoor space. Emory comes in a wide variety of seating options from low to high back models with either gliding or swivel rocking motion pieces. This collection offers tremendous comfort and value in well-proportioned pieces that provide seating options for any space.



SWIVEL ROCKER CHAT CHAIR

C 2M90A
H: 36" W: 29.5" D: 35"
Seat Ht: 18" Arm Ht: 24"



HIGH BACK SWIVEL ROCKER CHAT CHAIR

C 2M92A
H: 43" W: 29.5" D: 35"
Seat Ht: 18" Arm Ht: 24"





Cushions are secured to withstand wind and ensure long-lasting performance.

Available in: **C** Cushion



SINGLE GLIDER

C 2M40A

H: 35" W: 29.5" D: 35"
Seat Ht: 19" Arm Ht: 25"



HIGH BACK SINGLE GLIDER

C 2M41A

H: 43" W: 29.5" D: 35"
Seat Ht: 19" Arm Ht: 25"



LOVESEAT GLIDER

C 2M44A

H: 35" W: 55" D: 35"
Seat Ht: 19" Arm Ht: 25"



SOFA GLIDER

C 2M46A

H: 35" W: 79.5" D: 35"
Seat Ht: 19" Arm Ht: 25"



OTTOMAN

C 2M12A

H: 18.5" W: 27.5" D: 22.5"
Seat Ht: 18.5" Arm Ht: N/A



SHOWN IN PHOTO:

HIGH BACK SINGLE GLIDER | 2M41A
Astoria Sunset (Sunbrella) | Sedona Finish

SINGLE GLIDER | 2M40A
Canvas Heather Beige (Sunbrella) | Sedona Finish

LOVESEAT GLIDER | 2M44A
Canvas Heather Beige (Sunbrella) | Sedona Finish

SOFA GLIDER | 2M46A
Canvas Heather Beige (Sunbrella) | Sedona Finish

20" SQUARE PILLOW | 00020
Astoria Sunset (Sunbrella)

20" SQUARE PILLOW | 00020
Accord II Crimson (Sunbrella)

18" SQUARE PILLOW | 00018
Astoria Sunset (Sunbrella)

18" SQUARE PILLOW | 00018
Accord II Crimson (Sunbrella)

42" LATITUDE CHAT TABLE | 3742RCLTNU
Sedona Finish

24" LATITUDE END TABLE | 6224R
Sedona Finish

FLORIDA MESH

ALUMINUM

The Florida collection is a long-standing commercial and hospitality favorite. The design is achieved by combining modern materials and original techniques to build a maintenance-free, durable collection with all the comfort and support expected from Homecrest.



HIGH BACK DINING CHAIR

M 2F370 **M** 2F370-2 (2 Pack*)

H: 40" W: 24.5" D: 29"
Seat Ht: 16.5" Arm Ht: 24.5"
(Stackable: 4-6)



HIGH BACK SWIVEL ROCKER

M 2F900

H: 40" W: 24.5" D: 29"
Seat Ht: 16.5" Arm Ht: 24.75"



CAFÉ CHAIR

M 2F320 **M** 2F320-4 (4 Pack*)

H: 33" W: 23" D: 25.5"
Seat Ht: 18" Arm Ht: 25.5"
(Stackable: 4-6)



BAR STOOL

M 2F240

H: 45" W: 23" D: 26"
Seat Ht: 29" Arm Ht: 35.5"



SWIVEL BAR STOOL

M 2F480

H: 44" W: 26" D: 26"
Seat Ht: 29" Arm Ht: 35.5"



ADJUSTABLE CHAISE

M 29400 **M** 29400-2 (2 Pack*)

H: 42" W: 28.5" L: 77"
Seat Ht: 14.5" Arm Ht: N/A
(Stackable: 4-6)



SIDE TABLE/OTTOMAN

M 2F120

H: 16.5" W: 23" D: 23"
Seat Ht: 16.5" Arm Ht: N/A

PRODUCT FEATURE

The Florida mesh café chair, high back dining chair, and adjustable chaise stack 4-6 high!



SHOWN IN PHOTO:

CAFÉ CHAIR | 2F320
Glacier Finish

30" MESH CAFÉ TABLE | 1930R | 2330B BASE
Glacier Finish

UMBRELLA BASE PLATE | 23UMBP
Glacier Finish

6.5' MARKET UMBRELLA | 454FM-SQ
Pistachio (Recacril) | Brushed Silver Umbrella Pole

*When ordering multi-pack, quantity of one equals two or four pieces, as denoted in model #-x.

Available in: **M** Metal



← **UMBRELLA BASE PLATE**
This Mesh table features our 2330B base with an integrated umbrella base plate (23UMBP).

▶ **TAKE NOTICE**

Our café chairs pair with café height tables. Want to use these café chairs with a dining height table? Add a Lift Kit (KIT175) to raise the 37XX series dining base on all Natural Series and Latitude tables an additional 1.75", increasing the table height from dining to café in minutes!

GRACE CUSHION

Available in: **C** Cushion

ALUMINUM

Create the ultimate retreat with the elegant and inviting Grace collection. Grace offers a wide selection of freestanding and modular units in different orientations and sizes. This collection can be scaled to your space, and pieces can be freely moved to suit the needs of the moment. Unleash your inner designer and select complementary fabrics for back upholstery and seating fabrics. Grace features a 10" seat cushion and contoured back cushion. Some pieces come standard with arm pillows, as shown in the images below.



CHAT CHAIR

C 10391

H: 31" W: 36" D: 33"
Seat Ht: 16" Arm Ht: 23"



SWIVEL CHAT CHAIR

C 10991

H: 31" W: 36" D: 33"
Seat Ht: 16" Arm Ht: 23"



CLUB CHAIR

C 10381

H: 31" W: 43" D: 33"
Seat Ht: 16" Arm Ht: 23"



SWIVEL CLUB CHAIR

C 10981

H: 31" W: 43" D: 33"
Seat Ht: 16" Arm Ht: 23"



LOVESEAT

C 10421

H: 31" W: 64" D: 33"
Seat Ht: 16" Arm Ht: 23"



SOFA

C 10431

H: 31" W: 78" D: 33"
Seat Ht: 16" Arm Ht: 23"



ARMLESS CHAT CHAIR*

C 1039N

H: 31" W: 28" D: 33"
Seat Ht: 16" Arm Ht: N/A



LEFT ARM CHAT CHAIR*

C 1039L

H: 31" W: 32" D: 33"
Seat Ht: 16" Arm Ht: 23"



RIGHT ARM CHAT CHAIR*

C 1039R

H: 31" W: 32" D: 33"
Seat Ht: 16" Arm Ht: 23"



ARMLESS CLUB CHAIR*

C 1038N

H: 31" W: 35" D: 33"
Seat Ht: 16" Arm Ht: N/A



LEFT ARM CLUB CHAIR*

C 1038L

H: 31" W: 39" D: 33"
Seat Ht: 16" Arm Ht: 23"



RIGHT ARM CLUB CHAIR*

C 1038R

H: 31" W: 39" D: 33"
Seat Ht: 16" Arm Ht: 23"



ARMLESS LOVESEAT*

C 1042N

H: 31" W: 56" D: 33"
Seat Ht: 16" Arm Ht: N/A



LEFT ARM LOVESEAT*

C 1042L

H: 31" W: 60" D: 33"
Seat Ht: 16" Arm Ht: 23"



RIGHT ARM LOVESEAT*

C 1042R

H: 31" W: 60" D: 33"
Seat Ht: 16" Arm Ht: 23"



ARMLESS SOFA*

C 1043N

H: 31" W: 70" D: 33"
Seat Ht: 16" Arm Ht: N/A



LEFT ARM SOFA*

C 1043L

H: 31" W: 74" D: 33"
Seat Ht: 16" Arm Ht: 23"



RIGHT ARM SOFA*

C 1043R

H: 31" W: 74" D: 33"
Seat Ht: 16" Arm Ht: 23"



CORNER*

C 10100

H: 31" W: 36" D: 36"
Seat Ht: 16" Arm Ht: N/A



OTTOMAN

C 10120

H: 16" W: 28" D: 35"
Seat Ht: 16" Arm Ht: N/A



OTTOMAN TRAY

91008

H: 4" W: 12" D: 28"
Seat Ht: N/A Arm Ht: N/A



ARM PILLOW

C 10380PO

H: 8.5" W: 21.5" D: 6"
Seat Ht: N/A Arm Ht: N/A



Note: A solid color fabric selection is required for the back of each unit, with the cushion being the same color or a coordinating pattern. Visit our website for fabric information and options. Solid color fabrics that have a woven texture or color direction will run the opposite direction on the back frame slip cover of all Grace pieces. Grade and appropriate upcharge for the back frame slip cover fabric selection is calculated separately from the cushion fabric grade.



SHOWN IN PHOTO:

SWIVEL CHAT CHAIR | 10991
Echo Ash (Sunbrella) | Glacier Finish
12" x 22" KIDNEY PILLOW | 01222
Spectrum Indigo (Sunbrella)

42" TIMBER LOUNGE FIRE PIT | 42SQTMTT | 89SNCJLP BASE
Drift Top | Glacier Finish | Aqua Fire Jewelry

RIGHT ARM LOVESEAT | 1042R
Echo Ash (Sunbrella) | Glacier Finish

LEFT ARM LOVESEAT | 1042L
Echo Ash (Sunbrella) | Glacier Finish

CORNER | 10100
Echo Ash (Sunbrella) | Glacier Finish

OTTOMAN | 10120
Echo Ash (Sunbrella) | Glacier Finish

24" TIMBER END TABLE | C2424STM | 5723B BASE
Drift Top | Glacier Finish

CHAT CHAIR | 10391
Hybrid Sky (Discontinued) | Glacier Finish

20" SQUARE PILLOW | 00020
Gateway Mist (Sunbrella)

18" SQUARE PILLOW | 00018
Hybrid Sky (Discontinued)

18" SQUARE PILLOW | 00018
Spectrum Indigo (Sunbrella)

16" SQUARE PILLOW | 00016
Spectrum Indigo (Sunbrella)

GRACE LOW BACK DINING CHAIR | 10370
Storm/Titan | Storm/Titan Welt | Glacier Finish

48" TIMBER DINING TABLE | 2548SDTMNU
Drift Top | Glacier Finish




Cushions are secured to withstand wind and ensure long-lasting performance.

▶ TAKE NOTICE

If you would like your cushion widths to match when creating a modular configuration, pair the chat chair with the loveseat and the club chair with the sofa. Grace is constructed with 4" heavy wall aluminum extrusion arms and 10" foam core inserts that are wrapped in moisture-resistant ticking. The back is engineered with a multimedia cushion for added comfort.

**Units are not standalone pieces. We recommend using end units with arms on all modular configurations due to exposed brackets on armless versions.*

GRACE AIR


Available in:  Air

SENSATION SLING | ALUMINUM

The Grace air collection features the look and feel of a deep seating piece in a foam-free, cushionless construction. Luxurious Sensation sling fabric is used for the ultimate in low-maintenance comfort and also features benefits such as exceptional shape retention and surface memory. Grace air offers a versatile, stylish, and durable solution for your outdoor seating needs and coordinates with all Grace cushion and sling pieces.




ARMLESS CHAT CHAIR

 51AR350

H: 34" W: 26.5" D: 33"
Seat Ht: 14.5" Arm Ht: N/A




CHAT CHAIR

 10AR390

H: 34" W: 34.5" D: 33"
Seat Ht: 14.5" Arm Ht: 21"




SWIVEL ROCKER CHAT CHAIR

 10AR901

H: 34" W: 34.5" D: 33"
Seat Ht: 14.5" Arm Ht: 21"




LEFT ARM CHAT CHAIR

 10AR39L

H: 34" W: 30.5" D: 33"
Seat Ht: 14.5" Arm Ht: 21"



RIGHT ARM CHAT CHAIR

 10AR39R

H: 34" W: 30.5" D: 33"
Seat Ht: 14.5" Arm Ht: 21"

Note: Depending on the desired configuration and use, we recommend ordering multi-seat units to eliminate multiple legs for a cleaner look (i.e. order an armless sofa versus three armless chat chairs).



AVAILABLE FABRIC OPTIONS Air collections are available in Sensation sling fabrics only. Look for the air collection "A" icon.



AGATE II



BARK



BISQUE



CAMEO II



CEDAR II



LAGOON



STRATUS



ZINC II



ARMLESS LOVESEAT

A 51AR42N

H: 34" W: 52.5" D: 33"
Seat Ht: 14.5" Arm Ht: N/A



LOVESEAT

A 10AR42N

H: 34" W: 60.5" D: 33"
Seat Ht: 14.5" Arm Ht: 21"



LEFT ARM LOVESEAT

A 10AR42L

H: 34" W: 56.5" D: 33"
Seat Ht: 14.5" Arm Ht: 21"



RIGHT ARM LOVESEAT

A 10AR42R

H: 34" W: 56.5" D: 33"
Seat Ht: 14.5" Arm Ht: 21"



ARMLESS SOFA

A 51AR43N

H: 34" W: 79" D: 33"
Seat Ht: 14.5" Arm Ht: N/A



SOFA

A 10AR43N

H: 34" W: 87" D: 33"
Seat Ht: 14.5" Arm Ht: 21"



LEFT ARM SOFA

A 10AR43L

H: 34" W: 83" D: 33"
Seat Ht: 14.5" Arm Ht: 21"



RIGHT ARM SOFA

A 10AR43R

H: 34" W: 83" D: 33"
Seat Ht: 14.5" Arm Ht: 21"



MODE CORNER UNIT

1310016 - Side Table Height

H: 16" W: 35.5" D: 23"

1310020 - End Table Height

H: 20" W: 35.5" D: 23"



STONEGATE CORNER UNIT

1310016SG - Side Table Height

H: 16.5" W: 37.5" D: 24"

1310020SG - End Table Height

H: 21.5" W: 37.5" D: 24"



SHOWN IN PHOTO:

GRACE LOW BACK DINING CHAIR | 10470
Black Onyx (Brisa) | Onyx Back | Onyx Welt | Onyx Finish

44" x 110" MODE DINING TABLE | 1344110D
Onyx Top | Onyx Finish

36" x 60" MODE LOUNGE FIRE PIT | 133660TT | 89XNC-JLP BASE
Onyx Top | Onyx Finish | Platinum Fire Jewelry

SWIVEL ROCKER CHAT CHAIR | 10AR901
Agate II | Onyx Finish

STONEGATE CORNER UNIT | 1310020SG
Meteor Top (Discontinued) | Onyx Finish

ARMLESS CHAT CHAIR | 51AR350
Agate II | Onyx Finish

ARMLESS SOFA | 51AR43N
Agate II | Onyx Finish

RIGHT ARM SOFA | 10AR43R
Agate II | Onyx Finish

20" SQUARE PILLOW | 00020
Fischer Graphite (Discontinued)

18" SQUARE PILLOW | 00018
Cast Silver (Sunbrella)

18" SQUARE PILLOW | 00018
Glory Mercury (Discontinued)

18" SQUARE PILLOW | 00018
Crimson (Outdura)

16" SQUARE PILLOW | 00016
Rumor Snow (Discontinued)

12" x 22" KIDNEY PILLOW | 01222
Crimson (Outdura)

12" x 22" KIDNEY PILLOW | 01222
Fretwork Pewter (Sunbrella)

GRACE SLING

SLING + PADDED SLING | ALUMINUM

Grace sling offers clean lines and an open design, making it endlessly adaptable across all environments and design preferences. Its gentle minimalism allows it to stay current and fresh, even as trends evolve over time. Solid aluminum and Homecrest's signature comfort make Grace a collection that is equally at home in commercial spaces and residential environments. When looking to furnish multiple areas at work or at play, complement Grace sling with cushion and air collections.



GRACE LOW BACK DINING CHAIR

The contemporary style of the Grace dining frame, paired with a Homecrest sling fabric, creates a uniquely comfortable dining option.

S



LOW BACK DINING CHAIR
S 10370 **PS** 10470
 H: 35" W: 26.75" D: 26"
 Seat Ht: 17.5" Arm Ht: 23"



LOW BACK CAFÉ CHAIR
S 10680 **PS** 10690
 H: 37.5" W: 26.75" D: 26"
 Seat Ht: 19.5" Arm Ht: 25"



ADJUSTABLE CHAISE
S 10302 **PS** 10202
 H: 43.5" W: 27" L: 82.5"
 Seat Ht: 16" Arm Ht: 23.25"



ARMLESS ADJUSTABLE CHAISE
S 10301 **PS** 10201
 H: 43.5" W: 24" L: 82.5"
 Seat Ht: 16" Arm Ht: N/A

▶ TAKE NOTICE

This collection features both dining and café height seating. Our café chairs pair with café height tables. Want to use these café chairs with a dining height table? Add a Lift Kit (KIT175) to raise the 37XX series dining base on all Natural Series and Latitude tables an additional 1.75", increasing the table height from dining to café in minutes!

Available in: **S** Sling **PS** Padded Sling



SHOWN IN PHOTO:

LOW BACK DINING CHAIR | 10370
 Glacier | Glacier Welt | Niko Finish

42" x 84" STONEGATE DINING TABLE | 374284DSG
 Pebble Top | Niko Finish

GRACE LOVESEAT | 10421
 Hot Shot Hemp (Discontinued) | Niko Finish

GRACE SOFA | 10431
 Hot Shot Hemp (Discontinued) | Niko Finish

20" SQUARE PILLOW | 00020
 Accord Jade (Discontinued)

42" STONEGATE LOUNGE FIRE PIT | 42SQSGTT | 89SNC-JLP BASE
 Pebble Top | Niko Finish | Aqua Fire Jewelry

HARBOR SLING

SLING + PADDED SLING | ALUMINUM

Harbor features gently curved arms and our double layer sling. Harbor is one of our "Designed with Weight" collections, making it ideal for windy conditions. Custom aluminum extrusions are used for the arms and base to provide a low-maintenance and corrosion-free material for those high-wear components, while powder-coated, solid-steel cross bars and internal side rails add weight.



HIGH BACK DINING CHAIR

S 32379 PS 32479
H: 43" W: 24.5" D: 30"
Seat Ht: 17.5" Arm Ht: 24"



HIGH BACK SWIVEL ROCKER

S 32910 PS 32900
H: 43" W: 24.5" D: 30"
Seat Ht: 17.5" Arm Ht: 24"



LOW BACK CAFÉ CHAIR

S 32680 PS 32690
H: 37.5" W: 24.5" D: 30"
Seat Ht: 19.5" Arm Ht: 26"



SWIVEL ROCKER BALCONY STOOL

S 32780 PS 32790
H: 36.5" W: 24" D: 30"
Seat Ht: 21" Arm Ht: 29"



OTTOMAN

S 32121 PS 32131
H: 17.5" W: 20" D: 20.5"
Seat Ht: 17.5" Arm Ht: N/A



Frames are designed with added weight to withstand wind and stay in place.

Available in: S Sling PS Padded Sling

PRODUCT FEATURE

This collection features powder-coated, solid-steel cross bars and internal side rails for added weight. The entire swivel rocker undercarriage is zinc-plated prior to powder coating. A 2-3/4" x 3/8" solid-steel plate is designed into the undercarriage for additional weight.



▶ TAKE NOTICE

This collection features both dining and café height seating. Our café chairs pair with café height tables. Want to use these café chairs with a dining height table? Add a Lift Kit (KIT175) to raise the 37XX series dining base on all Natural Series and Latitude tables an additional 1.75", increasing the table height from dining to café in minutes!





SHOWN IN PHOTO:

HIGH BACK SWIVEL ROCKER | 32910

Kamali | Niko Welt | Niko Finish

94" SANDSTONE DINING TABLE | 3754RDSS

Dune Top | Niko Finish

9' MARKET UMBRELLA | UM8100 (DISCONTINUED)

Carousel Confetti (Sunbrella) | Taupe Umbrella Pole

CAST IRON UMBRELLA BASE | 00091

Niko Finish

18" SQUARE PILLOW | 00018

Carousel Confetti (Sunbrella)

16" x 50.5" DOCKSIDE BENCH | 311650 (DISCONTINUED)

Niko Finish

16" x 50.5" DOCKSIDE BENCH CUSHION | 311650C (DISCONTINUED)

Canvas Aruba (Sunbrella)

HOLLY HILL CUSHION

ALUMINUM

The enduring appeal of the Holly Hill cushion collection is just one of the reasons it is an industry favorite. These chairs are elegantly engineered and timeless in design, featuring cushions that are removable and easy to care for. The Holly Hill cushion collection coordinates with all Holly Hill sling pieces.





HIGH BACK DINING CHAIR

C 2247F

H: 43" W: 24.5" D: 30"
Seat Ht: 17.5" Arm Ht: 23.25"



HIGH BACK SWIVEL ROCKER

C 2292F

H: 45" W: 24.5" D: 30"
Seat Ht: 18" Arm Ht: 23.5"



OTTOMAN

C 2212A

H: 17.5" W: 20" D: 17"
Seat Ht: 17.5" Arm Ht: N/A



Available in: C Cushion



SHOWN IN PHOTO:

HIGH BACK SWIVEL ROCKER | 2292F
Blend Indigo (Sunbrella) | Carbon Finish

HIGH BACK DINING CHAIR | 2247F
Midori Indigo (Sunbrella) | Carbon Finish

42" x 82" SHADOW ROCK DINING TABLE | 374282DSH
Midnight Top | Carbon Finish

18" SQUARE PILLOW | 00018
Adaption Apricot (Discontinued)



Cushions are secured to withstand wind and ensure long-lasting performance.

PRODUCT FEATURE

The cushion dining pieces feature a full fabric slip cover in the same fabric as the cushion, giving it a fully upholstered look.

HOLLY HILL SLING

SLING + PADDED SLING | ALUMINUM

A popular choice, our Holly Hill collection is made of aluminum and comes in a wide variety of styles, frames, and seating options. With a simple design and broad appeal, this classic Homecrest collection lends itself to any environment. Holly Hill is available in sling and padded sling. Be sure to view the Holly Hill cushion collection for complementary pieces.



HIGH BACK DINING CHAIR

S 2A379 PS 2A479

H: 41" W: 24.5" D: 30"
Seat Ht: 17.5" Arm Ht: 23.25"



HIGH BACK SWIVEL ROCKER

S 2A900 PS 2A910

H: 42" W: 24.5" D: 30"
Seat Ht: 17.5" Arm Ht: 23.25"



SWIVEL ROCKER BALCONY STOOL

S 2A780 PS 2A790

H: 40" W: 24.5" D: 30"
Seat Ht: 21" Arm Ht: 29"



SWIVEL BAR STOOL

S 2A480 PS 2A490

H: 49" W: 24.5" D: 30"
Seat Ht: 29.5" Arm Ht: 38.5"



HIGH BACK LOVESEAT GLIDER

S 2A449 PS 2A459

H: 42" W: 46" D: 30"
Seat Ht: 17.5" Arm Ht: 24.25"



OTTOMAN

S 32121 PS 32131

H: 17.5" W: 20" D: 20.5"
Seat Ht: 17.5" Arm Ht: N/A



Available in: S Sling PS Padded Sling





SHOWN IN PHOTO:

HIGH BACK SWIVEL ROCKER | 2A900
Sandbar | Sandbar Welt | Carbon Finish

HIGH BACK SWIVEL ROCKER | 2A910
Cove Pebble (Sunbrella) | Sandbar Welt | Carbon Finish

47" x 84" SANDSTONE DINING TABLE | 374784DSS
Char Top | Carbon Finish

HOLLY HILL HIGH BACK SWIVEL ROCKER | 2292F
Cove Pebble (Sunbrella) | Carbon Finish

50" WIDE SANDSTONE LOUNGE FIRE PIT | 893660XSSTT | 89RNC-JLP BASE
Char Top | Carbon Finish | Gunmetal Pew Jewelry

INFINITI SLING

ALUMINUM

Infiniti is designed for maximum ease of use in any space, at work or at play. It is generously proportioned and simply designed, making it adaptable to all kinds of environments, space designs, and functional requirements. It features Homecrest's premium sling fabric that provides the look of deep seating without any of the maintenance that comes with a traditional cushion. Together with the intelligently designed Infiniti tables that can function as end or corner units, Infiniti offers flexibility and the incomparable quality of Homecrest's American manufacturing.



ARMLESS CHAT CHAIR

S 21350

H: 34.5" W: 26.5" D: 34"
Seat Ht: 18.5" Arm Ht: N/A



ARMLESS CHAISE

S 21300

H: 34.5" W: 26.5" L: 52.5"
Seat Ht: 18.5" Arm Ht: N/A



ADJUSTABLE CHAISE

S 21320

H: 43.5" W: 25" L: 79"
Seat Ht: 16" Arm Ht: 19.5"



OTTOMAN

S 21120

H: 18" W: 26.5" D: 25.5"
Seat Ht: N/A Arm Ht: N/A



END TABLE

361235

H: 21" W: 12" L: 35"



COFFEE TABLE

362844

H: 18" W: 28" L: 44"



CORNER UNIT

3610021 - End Table Height



H: 21" W: 34" L: 23.5"

Available in: S Sling



PRODUCT FEATURE

This collection comes with optional connectors. These easy-to-install hidden connectors help maintain a desired seating configuration. All units come standard with black floor glides.





SHOWN IN PHOTO:

ARMLESS CHAT CHAIR | 21350
Lagoon | Carbon Finish

12" x 35" END TABLE | 361235
Carbon Finish

28" x 44" COFFEE TABLE | 362844
Carbon Finish

23.5" x 34" CORNER UNIT | 3610021
Carbon Finish

12" x 22" KIDNEY PILLOW | 01222
Array Caribbean (Sunbrella)

18" SQUARE PILLOW | 00018
Resonate Sangria (Discontinued)

18" SQUARE PILLOW | 00018
Array Caribbean (Sunbrella)

18" SQUARE PILLOW | 00018
Canvas Melon (Sunbrella)

JAXON CUSHION

ALUMINUM

The split back cushion paired with the inward-facing arms of our Jaxon collection create a simple yet powerful visual presence. The collection is constructed using cast aluminum arms and extruded aluminum to achieve the intricate bends and curves that form the shape of the frame. Jaxon's powder-coated finish helps resist corrosion and wear, making it an ideal choice for use in commercial outdoor environments.

SHOWN IN PHOTO:

SOFA | 6843A
Firth Onyx (Discontinued) | Onyx Finish

CHAT CHAIR | 6837A
Firth Onyx (Discontinued) | Onyx Finish

26" x 44" CONCRETE COFFEE TABLE | C2644XCT | 5743B BASE
Frost Top | Onyx Finish

18" SQUARE PILLOW | 00018
Canvas White (Sunbrella)

12" x 22" KIDNEY PILLOW | 01222
Cast Breeze (Sunbrella)



◀ SCAN + WATCH

Learn more
about the
Jaxon cushion
collection here!





CHAT CHAIR

C 6837A

H: 34" W: 34" D: 35"
Seat Ht: 18" Arm Ht: 23.5"



SWIVEL ROCKER CHAT CHAIR

C 6890A

H: 34" W: 34" D: 35"
Seat Ht: 18" Arm Ht: 23.5"



LOVESEAT

C 6842A

H: 34" W: 51" D: 35"
Seat Ht: 18" Arm Ht: 23.5"



SOFA

C 6843A

H: 34" W: 74" D: 35"
Seat Ht: 18" Arm Ht: 23.5"

Available in: **C** Cushion



Cushions are secured to withstand wind and ensure long-lasting performance.

KASHTON SLING

SLING + PADDED SLING | ALUMINUM

Celebrate outdoor dining with the Kashton collection from Homecrest. Featuring our industry-leading coil spring swivel rocker mechanism and an open, inviting design, Kashton unites fashion with utility, making it an excellent choice for families across the nation.



HIGH BACK DINING CHAIR

S 1K371 **PS** 1K471

H: 44" W: 25" D: 28"

Seat Ht: 17.5" Arm Ht: 24.25"



HIGH BACK SWIVEL ROCKER

S 1K901 **PS** 1K911

H: 44" W: 25" D: 30"

Seat Ht: 17.5" Arm Ht: 24.25"



SWIVEL ROCKER BALCONY STOOL

S 1K781 **PS** 1K791

H: 41.25" W: 26" D: 30"

Seat Ht: 20.25" Arm Ht: 30"



ARMLESS ADJUSTABLE CHAISE

S 1K300 **PS** 1K200

H: 43.5" W: 26" L: 76"

Seat Ht: 16" Arm Ht: N/A



OTTOMAN

S 32121 **PS** 32131

H: 17.5" W: 20" D: 20.5"

Seat Ht: 17.5" Arm Ht: N/A



Available in: **S** Sling **PS** Padded Sling



SHOWN IN PHOTO:

HIGH BACK SWIVEL ROCKER | 1K901
Carbon | Carbon Welt | Carbon Finish

42" x 93" LATITUDE DINING TABLE | 624293DLT
Carbon Finish

SWIVEL ROCKER BALCONY STOOL | 1K781
Carbon | Carbon Welt | Carbon Finish

48" LATITUDE BALCONY TABLE | 3748RBLT
Carbon Finish

9' MARKET UMBRELLA | 854FMA
Turquoise (Recacril) | Onyx Umbrella Pole

CAST IRON UMBRELLA BASE | 00091
Carbon Finish

ALLURE ADJUSTABLE CHAISE | 11310
Carbon | Carbon Finish

LIBERTY CUSHION

DREAMCORE™ | ALUMINUM

Liberty's timeless design and unparalleled comfort will enhance outdoor spaces for generations to come. Create an environment of relaxation and serenity with a full complement of deep seating pieces, all made in the USA. The crisp tailoring and clean lines will create an engaging ambiance that celebrates the past and the future.



CHAT CHAIR

C 1639A

H: 42" W: 28" D: 35"
Seat Ht: 18" Arm Ht: 24"



SWIVEL ROCKER CHAT CHAIR

C 1690A

H: 42" W: 28" D: 35"
Seat Ht: 18" Arm Ht: 24"



LOVESEAT

C 1642A

H: 42" W: 52.5" D: 35"
Seat Ht: 18" Arm Ht: 24"



SOFA

C 1643A

H: 42" W: 76.5" D: 35"
Seat Ht: 18" Arm Ht: 24"



OTTOMAN

C 1612A

H: 16" W: 27" D: 27.5"
Seat Ht: 16" Arm Ht: N/A



Available in: **C** Cushion



SHOWN IN PHOTO:

SWIVEL ROCKER CHAT CHAIR | 1690A
Chapel (Discontinued) | Hickory Finish

54" TIMBER CHAT FIRE PIT | 4654CTM-JLP (DISCONTINUED)
Sequoia Top | Hickory Finish | Bronze Fire Jewelry

KASHTON HIGH BACK SWIVEL ROCKER | 1K901
Sahara (Discontinued) | Pebble Well (Discontinued) | Hickory Finish

KASHTON HIGH BACK DINING CHAIR | 1K371
Sahara (Discontinued) | Pebble Well (Discontinued) | Hickory Finish

42" x 84" TIMBER DINING TABLE | 254284DTM
Sequoia Top | Hickory Finish



Cushions are secured to withstand wind and ensure long-lasting performance.

MANHATTAN

METAL + PADDED SEAT | STEEL

The Manhattan collection is available in café, balcony, and bar heights, and it is built to last with its powder-coated steel construction. Available in all Homecrest finishes, Manhattan comes with a metal seat and optional removable seat pad or an attached padded seat.



ARMLESS CAFÉ CHAIR

M CH590-CH **M** CH590-CH2 (2 Pack*)

C CH590-PD **C** CH590-PD2 (2 Pack*)

H: 35" W: 18.5" D: 21"

Seat Ht: 18.75" Arm Ht: N/A

(Stackable: 4-6)



CAFÉ CHAIR

M CH320-CH **M** CH320-CH2 (2 Pack*)

C CH320-PD **C** CH320-PD2 (2 Pack*)

H: 35" W: 20" D: 21"

Seat Ht: 18.75" Arm Ht: 25.75"

(Stackable: 4-6)



ARMLESS BALCONY STOOL

M CH250-CH **C** CH250-PD

H: 40.5" W: 18.5" D: 21"

Seat Ht: 24" Arm Ht: N/A



ARMLESS BAR STOOL

M CH240-CH **C** CH240-PD

H: 45.5" W: 18.5" D: 21"

Seat Ht: 29" Arm Ht: N/A



REMOVABLE SEAT PAD

C CH-PAD (with Ties)

C CH-PADNT (without Ties)

H: 1" W: 16" D: 17"

Seat Ht: N/A Arm Ht: N/A

PRODUCT FEATURE

The Manhattan café chairs stack 4-6 high! All Manhattan chairs are available with a metal and padded seat. A removable seat pad option is also available.



Frames are designed with added weight to withstand wind and stay in place.

Available in: **M** Metal Seat **C** Padded Seat

▶ TAKE NOTICE

Our café chairs pair with café height tables. Want to use these café chairs with a dining height table? Add a Lift Kit (KIT175) to raise the 37XX series dining base on all Natural Series and Latitude tables an additional 1.75", increasing the table height from dining to café in minutes!



*When ordering multi-pack, quantity of one equals two pieces, as denoted in model #x.



MANHATTAN COLLECTION PIECES

← **C** The Manhattan collection is available with a metal seat, an attached padded seat (as shown on the left), or a removable seat pad.

SHOWN IN PHOTO:

BAR STOOL | CH590-PD
Crimson (Outdura) | Carbon Finish

BAR STOOL | CH590-PD
Timbre Sterling (Discontinued) | Carbon Finish

CAFÉ CHAIR | CH320-PD
Timbre Sterling (Discontinued) | Carbon Finish

36" STONEGATE CAFÉ TABLE | C0036RSG TOP | 1800B BASE
Pebble Top | Carbon Finish

36" STONEGATE BAR TABLE | C0036RSG TOP | 0800B BASE
Pebble Top | Carbon Finish

MILA CUSHION

ALUMINUM

Available in:  Cushion

With fluid arms evocative of a waterfall, our Mila collection is a perfect blend of mid-century modern and Art Deco. This collection offers a simple, face forward design that is equal parts form and function, inspired by our rich history of trend-driven styles in the outdoor furniture industry. Its solid aluminum frame and powder-coated finishes ensure that Mila performs well in outdoor environments from coast to coast, while the moisture-resistant, High Resilient cushions offer a luxurious sit.



◀ SCAN + WATCH

Learn more
about the
Mila cushion
collection here!





CHAT CHAIR

C 6439A

H: 33" W: 34" D: 29.5"

Seat Ht: 18" Arm Ht: 24.5"

▶ TAKE NOTICE

If a pattern is selected for the arms (i.e. a stripe), the pattern will be rotated 90 degrees from how it appears on the cushion.



SHOWN IN PHOTO:

CHAT CHAIR | 6439A

Firth Indigo (Bella-Dura) | Shadow (Discontinued) Arms | Carbon Finish

ALLURE OTTOMAN | 1112A

Nye Dusk (Bella-Dura) | Carbon Finish

12" x 22" KIDNEY PILLOW | 01222

Nye Dusk (Bella-Dura)



Cushions are secured to withstand wind and ensure long-lasting performance.

REVIVE CUSHION

DREAMCORE™ | ALUMINUM

Homecrest's Revive collection celebrates mid-century modern design and the artists who shaped a generation. Featuring our signature DreamCore cushion technology, Revive offers supreme comfort and a striking design aesthetic, plus all of the industry-leading quality specifications that are built into every piece of Homecrest furniture. Sit back, relax, and enjoy the sunshine knowing that this gorgeous furniture that celebrates a dynamic era will be loved by generations to come.



CHAT CHAIR

C 6139A

H: 35" W: 30.5" D: 33"
Seat Ht: 18" Arm Ht: 25"



SWIVEL ROCKER CHAT CHAIR

C 6190A

H: 35" W: 30.5" D: 30"
Seat Ht: 18" Arm Ht: 25"



LOVESEAT

C 6142A

H: 35" W: 54.5" D: 33"
Seat Ht: 18" Arm Ht: 25"



SOFA

C 6143A

H: 35" W: 78.5" D: 33"
Seat Ht: 18" Arm Ht: 25"



ARMLESS CHAT CHAIR*

C 6139N

H: 35" W: 25" D: 33"
Seat Ht: 18" Arm Ht: N/A



LEFT ARM CHAT CHAIR*

C 6139L

H: 35" W: 28" D: 33"
Seat Ht: 18" Arm Ht: 25"



RIGHT ARM CHAT CHAIR*

C 6139R

H: 35" W: 28" D: 33"
Seat Ht: 18" Arm Ht: 25"



ARMLESS LOVESEAT*

C 6142N

H: 35" W: 49" D: 33"
Seat Ht: 18" Arm Ht: N/A



LEFT ARM LOVESEAT*

C 6142L

H: 35" W: 52" D: 33"
Seat Ht: 18" Arm Ht: 25"



RIGHT ARM LOVESEAT*

C 6142R

H: 35" W: 52" D: 33"
Seat Ht: 18" Arm Ht: 25"



ARMLESS SOFA*

C 6143N

H: 35" W: 73" D: 33"
Seat Ht: 18" Arm Ht: N/A



LEFT ARM SOFA*

C 6143L

H: 35" W: 76" D: 33"
Seat Ht: 18" Arm Ht: 25"



RIGHT ARM SOFA*

C 6143R

H: 35" W: 76" D: 33"
Seat Ht: 18" Arm Ht: 25"




CORNER*

C 6110A

H: 35" W: 34" D: 34"
Seat Ht: 18" Arm Ht: N/A



 Cushions are secured to withstand wind and ensure long-lasting performance.



*Units are not standalone pieces. We recommend using end units with arms on all modular configurations due to exposed brackets on armless versions.

Available in:  Cushion



SHOWN IN PHOTO:

SWIVEL ROCKER CHAT CHAIR | 6190A
Canvas Flax (Sunbrella) | Hickory Finish

42" SLATE LOUNGE FIRE PIT | 4250SLTT | 89SNC-JLP BASE
Char top | Hickory Finish | Platinum Fire Jewelry

12" x 22" KIDNEY PILLOW | 01222
Expand Tamale (Discontinued)

REVIVE AIR RIGHT ARM LOVESEAT | 61AR42R
Poppy (Discontinued) | Hickory Finish

REVIVE AIR LEFT ARM SOFA | 61AR43L
Poppy (Discontinued) | Hickory Finish

35.5" x 23" MODE CORNER UNIT | 1310020
Hickory Finish

ALLURE OTTOMAN | 1112A
Expand Tamale (Discontinued) | Hickory Finish

12" x 22" KIDNEY PILLOW | 01222
Canvas Flax (Sunbrella)

18" SQUARE PILLOW | 00018
Canvas Flax (Sunbrella)

REVIVE AIR

SENSATION SLING | ALUMINUM

The mid-century modern era was a great time to be in furniture design. Decades later, this iconic style is experiencing a renaissance, but with all of the benefits of current technology. The Revive air collection uses our unique Sensation sling material, which offers incredible stretch, memory, and UV resistance, providing the look and feel of a cushion with none of the maintenance.



ARMLESS CHAT CHAIR

A 61AR350

H: 35" W: 26.5" D: 30"
Seat Ht: 18" Arm Ht: N/A



CHAT CHAIR

A 61AR390

H: 35" W: 33" D: 33"
Seat Ht: 18" Arm Ht: 25"



SWIVEL ROCKER CHAT CHAIR

A 61AR901

H: 35" W: 33" D: 30"
Seat Ht: 18" Arm Ht: 25"



LEFT ARM CHAT CHAIR

A 61AR39L

H: 35" W: 30" D: 33"
Seat Ht: 18" Arm Ht: 25"



RIGHT ARM CHAT CHAIR

A 61AR39R

H: 35" W: 30" D: 33"
Seat Ht: 18" Arm Ht: 25"



ARMLESS LOVESEAT

A 61AR42N

H: 35" W: 53" D: 30"
Seat Ht: 18" Arm Ht: N/A



LOVESEAT

A 61AR420

H: 35" W: 59.5" D: 33"
Seat Ht: 18" Arm Ht: 25"



LEFT ARM LOVESEAT

A 61AR42L

H: 35" W: 56.5" D: 33"
Seat Ht: 18" Arm Ht: 25"



RIGHT ARM LOVESEAT

A 61AR42R

H: 35" W: 56.5" D: 33"
Seat Ht: 18" Arm Ht: 25"



ARMLESS SOFA

A 61AR43N

H: 35" W: 79" D: 30"
Seat Ht: 18" Arm Ht: N/A



SOFA

A 61AR430

H: 35" W: 85.5" D: 33"
Seat Ht: 18" Arm Ht: 25"



LEFT ARM SOFA

A 61AR43L

H: 35" W: 82.5" D: 33"
Seat Ht: 18" Arm Ht: 25"



RIGHT ARM SOFA

A 61AR43R

H: 35" W: 82.5" D: 33"
Seat Ht: 18" Arm Ht: 25"



MODE CORNER UNIT

1310016 - Side Table Height
H: 16" W: 35.5" D: 23"

1310020 - End Table Height
H: 20" W: 35.5" D: 23"



STONEGATE CORNER UNIT

1310016SG - Side Table Height
H: 16.5" W: 37.5" D: 24"

1310020SG - End Table Height
H: 21.5" W: 37.5" D: 24"

Available in: **A** Air

Note: Depending on the desired configuration and use, we recommend ordering multi-seat units to eliminate multiple legs for a cleaner look (i.e. order an armless sofa versus three armless chat chairs).

SHOWN IN PHOTO:

SWIVEL ROCKER CHAT CHAIR | 61AR901
Bisque | Hickory Finish

LOVESEAT | 61AR420
Bisque | Hickory Finish

STONEGATE CORNER UNIT | 1310020SG
Pebble Top | Hickory Finish

SOFA | 61AR430
Bisque | Hickory Finish

42" STONEGATE LOUNGE FIRE PIT | 4254501T | 895NC-JLP BASE
Pebble Top | Hickory Finish | Bronze Fire Jewelry

12" x 22" KIDNEY PILLOW | 00020
Platform Aloe (Discontinued)

18" SQUARE PILLOW | 00018
Platform Aloe (Discontinued)

18" SQUARE PILLOW | 00018
Resonate Dune (Sunbrella)





REVIVE'S 18" SEAT HEIGHT
 Love the Elements and Grace air collections? Then you'll love Revive, which features a higher seat height!

AVAILABLE FABRIC OPTIONS *Air collections are available in Sensation sling fabrics only. Look for the air collection "A" icon.*



AGATE II BARK BISQUE CAMEO II CEDAR II LAGOON STRATUS ZINC II

STELLA SLING

SLING + PADDED SLING | ALUMINUM

Stella features elegantly sloped arms and our signature double layer sling. Stella is one of our "Designed with Weight" collections, making it ideal for windy conditions. Custom aluminum extrusions are used for the arms and base to provide a low-maintenance and corrosion-free material for those high-wear components, while powder-coated, solid-steel cross bars and internal side rails add weight.



HIGH BACK DINING CHAIR

S 7A379 PS 7A479
H: 43" W: 24.5" D: 30"
Seat Ht: 17.5" Arm Ht: 21.5"



HIGH BACK SWIVEL ROCKER

S 7A910 PS 7A900
H: 43" W: 24.5" D: 30"
Seat Ht: 17.5" Arm Ht: 21.5"



HIGH BACK LOVESEAT

S 7A420 PS 7A429
H: 43" W: 45.5" D: 30"
Seat Ht: 17.5" Arm Ht: 21.5"



HIGH BACK SOFA

S 7A430 PS 7A439
H: 43" W: 66.25" D: 30"
Seat Ht: 17.5" Arm Ht: 21.5"



LOW BACK LOVESEAT

S 7A450 PS 7A459
H: 35" W: 45.5" D: 30"
Seat Ht: 17.5" Arm Ht: 21.5"



LOW BACK SOFA

S 7A460 PS 7A469
H: 35" W: 66.25" D: 30"
Seat Ht: 17.5" Arm Ht: 21.5"



LOW BACK CAFÉ CHAIR

S 7A680 PS 7A690
H: 37.5" W: 24.5" D: 30"
Seat Ht: 19.5" Arm Ht: 23.5"



SWIVEL ROCKER BALCONY STOOL

S 7A780 PS 7A790
H: 36.5" W: 24" D: 30"
Seat Ht: 21" Arm Ht: 29"



OTTOMAN

S 32121 PS 32131
H: 17.5" W: 20" D: 20.5"
Seat Ht: 17.5" Arm Ht: N/A

PRODUCT FEATURE

This collection features powder-coated, solid-steel cross bars and internal side rails for added weight. The entire swivel rocker undercarriage is zinc-plated prior to powder coating. A 2-3/4" x 3/8" solid-steel plate is designed into the undercarriage for additional weight.



Available in:

S Sling PS Padded Sling

▶ TAKE NOTICE

This collection features both dining and café height seating. Our café chairs pair with café height tables. Want to use these café chairs with a dining height table? Add a Lift Kit (KIT175) to raise the 37XX series dining base on all Natural Series and Latitude tables an additional 1.75", increasing the table height from dining to café in minutes!

SHOWN IN PHOTO:

HIGH BACK SWIVEL ROCKER | 7A910
Shadows | Carbon Welt | Carbon Finish

48" CONCRETE DINING TABLE | 3748RDCT
Drift Top | Carbon Finish

9' MARKET UMBRELLA | 854FMA
Turquoise (Recacril) | Onyx Umbrella Pole

CAST IRON UMBRELLA BASE | 00091
Carbon Finish



Frames are designed with added weight to withstand wind and stay in place.





SUTTON CUSHION

ALUMINUM

Plush, all-weather back and seat cushions, plus strong lines and durable aluminum frames, are just the beginning of the story that describes Homecrest's Sutton cushion collection. Creating an outdoor space is easy with Sutton's bold shapes. Gently sloping backs promote restful lounging while Homecrest's luxurious cushions hug your body with softness and support. From every angle, the innovative design of the Sutton collection strikes a modern pose.



CHAT CHAIR

C 4537A
H: 36" W: 30.5" D: 34"
Seat Ht: 18" Arm Ht: 24.5"



SWIVEL ROCKER CHAT CHAIR

C 4590A
H: 36" W: 30.5" D: 34"
Seat Ht: 18" Arm Ht: 24.5"



HIGH BACK CHAT CHAIR

C 4539A
H: 43" W: 30.5" D: 34"
Seat Ht: 18" Arm Ht: 24.5"



HIGH BACK SWIVEL ROCKER CHAT CHAIR

C 4592A
H: 43" W: 30.5" D: 34"
Seat Ht: 18" Arm Ht: 24.5"



LOVESEAT

C 4542A
H: 36" W: 55.5" D: 34"
Seat Ht: 18" Arm Ht: 24.5"



SOFA

C 4543A
H: 36" W: 80.5" D: 34"
Seat Ht: 18" Arm Ht: 24.5"

Available in: **C** Cushion





SHOWN IN PHOTO:

CHAT CHAIR | 4537A

Cast Silver (Sunbrella) | Storm Finish

LOVESEAT | 4542A

Cast Silver (Sunbrella) | Storm Finish

32" x 52" MODE LOUNGE FIRE PIT | 133252TT | 89XNC-JLP BASE

Storm Finish | Aqua Fire Jewelry

18" SQUARE PILLOW | 00018

Captiva Admiral (Discontinued)

18" SQUARE PILLOW | 00018

Scoop Aqua (Discontinued)

12" x 22" KIDNEY PILLOW | 01222

Scoop Aqua (Discontinued)



Cushions are secured to withstand wind and ensure long-lasting performance.

SUTTON SLING

SLING + PADDED SLING | ALUMINUM

The Sutton sling collection offers refined comfort in our signature double layer sling. Sutton is one of our "Designed with Weight" collections, making it ideal for windy conditions. Custom aluminum extrusions are used for the arms and base to provide a low-maintenance and corrosion-free material for those high-wear components, while powder-coated, solid-steel cross bars and internal side rails add weight.



LOW BACK DINING CHAIR

S 45370 PS 45470

H: 35" W: 24.75" D: 28"
Seat Ht: 17.5" Arm Ht: 23.625"



LOW BACK SWIVEL ROCKER

S 45360 PS 45390

H: 35" W: 24.75" D: 30"
Seat Ht: 17.5" Arm Ht: 23.75"



HIGH BACK DINING CHAIR

S 45379 PS 45479

H: 43.5" W: 24.75" D: 28"
Seat Ht: 17.5" Arm Ht: 23.625"



HIGH BACK SWIVEL ROCKER

S 45900 PS 45910

H: 43.5" W: 24.75" D: 30"
Seat Ht: 17.5" Arm Ht: 23.75"



SWIVEL ROCKER BALCONY STOOL

S 45780 PS 45790

H: 41" W: 24.75" D: 30"
Seat Ht: 21" Arm Ht: 30"



OTTOMAN

S 32121 PS 32131

H: 17.5" W: 20" D: 20.5"
Seat Ht: 17.5" Arm Ht: N/A

PRODUCT FEATURE

This collection features powder-coated, solid-steel cross bars and internal side rails for added weight. The entire swivel rocker undercarriage is zinc-plated prior to powder coating. A 2-3/4" x 3/8" solid-steel plate is designed into the undercarriage for additional weight.



Available in: S Sling PS Padded Sling



Frames are designed with added weight to withstand wind and stay in place.



SHOWN IN PHOTO:

HIGH BACK SWIVEL ROCKER | 45900
Agate II | Carbon Welt | Carbon Finish

42" x 84" CONCRETE DINING TABLE | 254284DCT
Char Top | Carbon Finish

URBAN CUSHION

ALUMINUM

Featuring a modular design and clean, soft lines, Homecrest's Urban collection has a contemporary appeal that is equally suited for backyards, apartment amenity decks, and everything in between. This collection is crafted with powder-coated aluminum and High Resilient, furniture-grade foam cushions. The built-in side tables are available in an HDPE woodgrain pattern or an all-aluminum panel.



ARMLESS CHAT CHAIR

C 83390

H: 28" W: 28" D: 32"
Seat Ht: 16" Arm Ht: N/A



LEFT TABLE CHAT CHAIR

C 8339L

H: 28" W: 40" D: 32"
Seat Ht: 16" Arm Ht: N/A
Table Ht: 8.375"



RIGHT TABLE CHAT CHAIR

C 8339R

H: 28" W: 40" D: 32"
Seat Ht: 16" Arm Ht: N/A
Table Ht: 8.375"



ARMLESS LOVESEAT

C 83420

H: 28" W: 56" D: 32"
Seat Ht: 16" Arm Ht: N/A



LEFT TABLE LOVESEAT

C 8342L

H: 28" W: 68" D: 32"
Seat Ht: 16" Arm Ht: N/A
Table Ht: 8.375"



RIGHT TABLE LOVESEAT

C 8342R

H: 28" W: 68" D: 32"
Seat Ht: 16" Arm Ht: N/A
Table Ht: 8.375"



ARMLESS SOFA

C 83430

H: 28" W: 84" D: 32"
Seat Ht: 16" Arm Ht: N/A



CORNER

C 83110

H: 28" W: 32" D: 32"
Seat Ht: 16" Arm Ht: N/A



OTTOMAN

C 83120

H: 16" W: 35" D: 28"
Seat Ht: 16" Arm Ht: N/A



OTTOMAN TRAY

91008

H: 4" W: 12" D: 28"
Seat Ht: N/A Arm Ht: N/A

HDPE TOP COLOR



23 - COASTAL GRAY



Cushions are secured to withstand wind and ensure long-lasting performance.

Available in: **C** Cushion

SHOWN IN PHOTO:

RIGHT TABLE LOVESEAT | 8342R
Canvas Coal (Sunbrella) | Storm Finish

ARMLESS CHAT CHAIR | 83390
Canvas Coal (Sunbrella) | Storm Finish

CORNER | 83110
Canvas Coal (Sunbrella) | Storm Finish

ARMLESS LOVESEAT | 83420
Canvas Coal (Sunbrella) | Storm Finish

OTTOMAN | 83120
Canvas Coal (Sunbrella) | Storm Finish

LEFT TABLE LOVESEAT | 8342L
Canvas Coal (Sunbrella) | Storm Finish

RIGHT TABLE CHAT CHAIR | 8339R
Canvas Coal (Sunbrella) | Storm Finish

OTTOMAN TRAY | 91008
Storm Finish

42" TIMBER LOUNGE FIRE PIT | 425QMTT | 89SNC-JLP BASE
Char Top | Storm Finish | Platinum Fire Jewelry

18" SQUARE PILLOW | 00018
Peyton Granite (Sunbrella)

18" SQUARE PILLOW | 00018
Canvas White (Sunbrella)

12" x 22" KIDNEY PILLOW | 01222
Cabana Classic (Sunbrella)





WREN CUSHION

ALUMINUM

Available in: **C** Cushion

Our Wren collection is inspired by a bird in flight, the arms curving downward like wings gliding gracefully over water. The frame is constructed using powder-coated aluminum extrusions, ensuring maximum durability and weather resistance. Wren's size and scale is a representation of our long heritage of crafting quality furniture for every outdoor space. The comfortable cushions offer a seating experience as relaxing as it is functional.



CHAT CHAIR

C 6637A

H: 32" W: 35" D: 30"

Seat Ht: 18" Arm Ht: 24"



◀ SCAN + WATCH

Learn more
about the
Wren cushion
collection here!





SWIVEL ROCKER CHAT CHAIR
C 6690A
 H: 32" W: 35" D: 30"
 Seat Ht: 18" Arm Ht: 24"



LOVESEAT
C 6642A
 H: 32" W: 56" D: 30"
 Seat Ht: 18" Arm Ht: 24"



SOFA
C 6643A
 H: 32" W: 79" D: 30"
 Seat Ht: 18" Arm Ht: 24"

▶ TAKE NOTICE

If a pattern is selected for the arms (i.e. a stripe), the pattern will be rotated 90 degrees from how it appears on the cushion.



SHOWN IN PHOTO:

SWIVEL ROCKER CHAT CHAIR | 6690A
 Harborview Dove (Bella-Dura) | Carbon Finish

SOFA | 6643A
 Harborview Dove (Bella-Dura) | Carbon Finish

LOVESEAT | 6642A
 Harborview Dove (Bella-Dura) | Carbon Finish

32" x 50" LATITUDE LOUNGE FIRE PIT | 893250XLTT | 89XNC-JLP BASE
 Carbon Finish | Platinum Fire Jewelry

18" SQUARE PILLOW | 00018
 Tinta Unita Spa (Tempotest)

12" x 22" KIDNEY PILLOW | 01222
 Fiera Crystal (Tempotest)



Cushions are secured to withstand wind and ensure long-lasting performance.

SHOWN IN PHOTO:

GRACE LOVESEAT | 10421

Hot Shot Hemp (Discontinued) | Niko Finish

GRACE SOFA | 10431

Hot Shot Hemp (Discontinued) | Niko Finish

GRACE CHAT CHAIR | 10391

Accord Jade (Discontinued) | Hot Shot Hemp Back (Discontinued) | Niko Finish

GRACE OTTOMAN | 10120

Accord Jade (Discontinued) | Niko Finish

GRACE LOW BACK DINING CHAIR | 10370

Glacier | Glacier Welt | Niko Finish

20" SQUARE PILLOW | 00020

Accord Jade (Sunbrella)

18" SQUARE PILLOW | 00018

Sierra Turquoise (Discontinued)

42" STONEGATE LOUNGE FIRE PIT | 42SQSGTT | 89SNC-JLP BASE

Pebble Top | Niko Finish | Aqua Fire Jewelry

42" x 84" STONEGATE DINING TABLE | 374284DSG

Pebble Top | Niko Finish





OUTDOOR TABLES + FIRE PITS

EXPERIENCE
HEAT
AND
VERSATILITY

Experience the outdoors all year long with Homecrest outdoor tables and fire tables. Outdoor dining and conversation spaces have consistently been a rising trend in outdoor living design. Our gorgeous tables and fire tables provide a stylish focal point that visually transforms any outdoor space, creating a warm, inviting, and functional atmosphere.

Made in the USA

LOVE OUR DURABLE

CONCRETE TOPS





SHOWN IN PHOTO:

ELEVATE ARMLESS CAFÉ CHAIRS | 56350
Kozo | Onyx Finish

42" CONCRETE CAFÉ TABLE | C4242SCTNU | 3330B BASE
Drift Top | Onyx Finish

ELEVATE ARMLESS BAR STOOLS | 56450
Kozo | Onyx Finish

42" CONCRETE BAR TABLE | C4242SCT | 3340B BASE
Drift Top | Onyx Finish

6.5' PULLEY LIFT MARKET UMBRELLA | 454FM-SQ
Logo Red (Recacril) | Onyx Umbrella Pole

24" UMBRELLA BASE PLATE | 33UMBP
Onyx Finish

BAR HEIGHT POLE | 47FM-BP
Onyx Finish

CONCRETE TABLES

NATURAL SERIES



Offering a simple yet sophisticated style to your outdoor space design has never been easier than with Homecrest's Concrete table tops. A member of our Natural Series collection, our Concrete tables are crafted using the latest in composite technology, giving you a contemporary, industrial-chic piece that is as durable as it is beautiful. This collection is sure to please those with an eye for innovative aesthetics.

COMPLETE TABLES | OCCASIONAL, DINING, CAFÉ, BALCONY, + BAR

Note: The complete table units below only require one model number when ordering. Height listed is the complete table height and can vary up to 1/4". Table tops feature a 2" straight edge profile.



Chat
Aluminum Base
H: 21.25"



Dining/Café
Aluminum Base
H: 27.5"



Dining/Café
Aluminum Base
H: 27.5"



Dining
Aluminum Base
H: 27.5"



Dining/Café
Aluminum Base
H: 27.5"



Dining
Aluminum Base
H: 27.5"




Café
Aluminum Base
H: 30.25"

●	42" ROUND (with Hole)		Top + Base: 3742RDCT				
●	42" ROUND (no Hole)	Top + Base: 3742RCCTNU	Top + Base: 3742RDCTNU				
■	42" SQUARE (with Hole)			Top + Base: 3742SDCT	Top + Base: 2542SDCT		Top + Base: 2542SFCT
■	42" SQUARE (no Hole)			Top + Base: 3742SDCTNU	Top + Base: 2542SDCTNU		Top + Base: 2542SFCTNU
■	42" x 62" RECTANGLE (with Hole)				Top + Base: 374262DCT	Top + Base: 254262DCT	
■	42" x 84" RECTANGLE (with Hole)				Top + Base: 374284DCT	Top + Base: 254284DCT	
●	48" ROUND (with Hole)		Top + Base: 3748RDCT				
●	48" ROUND (no Hole)		Top + Base: 3748RDCTNU				
●	54" ROUND (with Hole)		Top + Base: 3754RDCT				
●	54" ROUND (no Hole)	Top + Base: 3754RCCTNU	Top + Base: 3754RDCTNU				
+	LIFT KIT (Convert Dining to Café Height)	N/A	KIT175 (Adds 1.75" in Height)	KIT175 (Adds 1.75" in Height)	N/A	KIT175 (Adds 1.75" in Height)	N/A

Note: The Natural Series 37XX dining table base (27.5" in height) is designed to easily convert to a café table base (29.25" in height) by adding a Lift Kit (KIT175). Simply attach the hardware to the base frame for an additional 1.75" in height. The Lift Kit can be removed to convert the café table base back to a dining table base. Lift Kits are available in all finishes.



AVAILABLE TOP COLORS



INDIVIDUALLY HANDCRAFTED

Each top is individually handcrafted and will vary in color. Colors are representations, refer to an actual sample. Homecrest tables and table tops with an umbrella hole come with a coordinating resin plug.



Café
Aluminum Base
H: 30.25"



Balcony
Aluminum Base
H: 34.25"



Balcony
Aluminum Base
H: 34.25"



Balcony
Aluminum Base
H: 34.25"



Balcony
Aluminum Base
H: 34.25"



Balcony
Aluminum Base
H: 34.25"



Bar
Aluminum Base
H: 40"



Bar
Aluminum Base
H: 40"

	Top + Base: 3742RBCT						
	Top + Base: 3742RBCTNU						
		Top + Base: 3742SBCT	Top + Base: 2542SBCT			Top + Base: 2542SBRCT	
		Top + Base: 3742SBCTNU	Top + Base: 2542SBCTNU			Top + Base: 2542SBRCTNU	
Top + Base: 254262FCT				Top + Base: 374262BCT	Top + Base: 254262BCT		Top + Base: 254262BRCT
Top + Base: 254284FCT				Top + Base: 374284BCT	Top + Base: 254284BCT		Top + Base: 254284BRCT
	Top + Base: 3748RBCT						
	Top + Base: 3748RBCTNU						
	Top + Base: 3754RBCT						
	Top + Base: 3754RBCTNU						
N/A	N/A	N/A	N/A	N/A	N/A	N/A	N/A

Turn the page to view more table options! →

CONCRETE TABLES

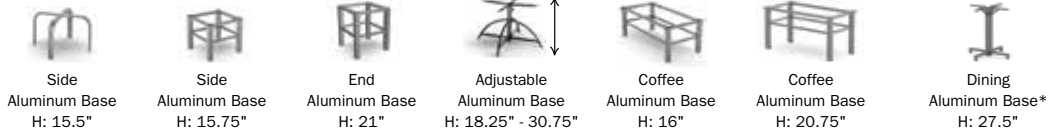
NATURAL SERIES

AVAILABLE TOP COLORS



TOP + TABLE BASE COMBINATIONS | OCCASIONAL, DINING, CAFÉ, BALCONY, + BAR

Note: Use BOTH top and base model numbers when ordering. Height listed is the complete table height and can vary up to 1/4". Table tops feature a 2" straight edge profile.



■	24" SQUARE (with Hole)							Top: C2424SCTWH Base: 23275B
■	24" SQUARE (no Hole)	Top: C2424SCT Base: 1122B	Top: C2424SCT Base: 5724B	Top: C2424SCT Base: 5723B				Top: C2424SCT Base: 23275B
■	26" x 44" RECTANGLE (no Hole)					Top: C2644XCT Base: 5744B	Top: C2644XCT Base: 5743B	
●	30" ROUND (with Hole)							Top: C0030RCTWH Base: 23275B
●	30" ROUND (no Hole)					Top: C0030RCT Base: 1330B		Top: C0030RCT Base: 23275B
■	30" SQUARE (with Hole)							Top: C3030SCTWH Base: 23275B
■	30" SQUARE (no Hole)		Top: C3030SCT Base: 5724B	Top: C3030SCT Base: 5723B				Top: C3030SCT Base: 23275B
●	36" ROUND (with Hole)							Top: C0036RCT Base: 23275B
●	36" ROUND (no Hole)							Top: C0036RCTNU Base: 23275B
■	36" SQUARE (with Hole)							Top: C3636SCT Base: 23275B
■	36" SQUARE (no Hole)							Top: C3636SCTNU Base: 23275B
●	42" ROUND (with Hole)							Top: C0042RCT Base: 33275B
●	42" ROUND (no Hole)							Top: C0042RCTNU Base: 33275B
■	42" SQUARE (with Hole)							Top: C4242SCT Base: 33275B
■	42" SQUARE (no Hole)							Top: C4242SCTNU Base: 33275B
●	48" ROUND (with Hole)							Top: C0048RCT Base: 33275B
●	48" ROUND (no Hole)							Top: C0048RCTNU Base: 33275B
+	UMBRELLA BASE PLATE (Zinc-plated, Solid-steel)	N/A	N/A	N/A	N/A	N/A	N/A	23UMBP or 33UMBP (Required with Umbrella)

Note: An umbrella base plate is required when using 23XXX and 33XXX table bases with an umbrella. This zinc-plated, solid-steel umbrella base is available in all frame finishes and attaches to the table base. It can also be used to add weight to any 23XXX and 33XXX table base. Use the 18" umbrella base plate (23UMBP) with bases 23275B, 2330B, 2334B, and 2340B. Use the 24" umbrella base plate (33UMBP) with bases 33275B, 3330B, 3334B, and 3340B.



2" STRAIGHT EDGE PROFILE
SHOWN IN CHAR

*Base features adjustable floor glides for leveling.



Top: C2424SCTWH Base: 2330B			Top: C2424SCTWH Base: 2334B		Top: C2424SCTWH Base: 2340B	
Top: C2424SCT Base: 2330B	Top: C2424SCT Base: 1800B		Top: C2424SCT Base: 2334B	Top: C2424SCT Base: 0834B	Top: C2424SCT Base: 2340B	Top: C2424SCT Base: 0800B
Top: C0030RCTWH Base: 2330B			Top: C0030RCTWH Base: 2334B		Top: C0030RCTWH Base: 2340B	
Top: C0030RCT Base: 2330B	Top: C0030RCT Base: 1800B		Top: C0030RCT Base: 2334B	Top: C0030RCT Base: 0834B	Top: C0030RCT Base: 2340B	Top: C0030RCT Base: 0800B
Top: C3030SCTWH Base: 2330B			Top: C3030SCTWH Base: 2334B		Top: C3030SCTWH Base: 2340B	
Top: C3030SCT Base: 2330B	Top: C3030SCT Base: 1800B		Top: C3030SCT Base: 2334B	Top: C3030SCT Base: 0834B	Top: C3030SCT Base: 2340B	Top: C3030SCT Base: 0800B
Top: C0036RCT Base: 2330B			Top: C0036RCT Base: 2334B		Top: C0036RCT Base: 2340B	
Top: C0036RCTNU Base: 2330B	Top: C0036RCTNU Base: 1800B		Top: C0036RCTNU Base: 2334B	Top: C0036RCTNU Base: 0834B	Top: C0036RCTNU Base: 2340B	Top: C0036RCTNU Base: 0800B
Top: C3636SCT Base: 2330B		Top: C3636SCT Base: 18ADAB	Top: C3636SCT Base: 2334B		Top: C3636SCT Base: 2340B	
Top: C3636SCTNU Base: 2330B	Top: C3636SCTNU Base: 1800B	Top: C3636SCTNU Base: 18ADAB	Top: C3636SCTNU Base: 2334B	Top: C3636SCTNU Base: 0834B	Top: C3636SCTNU Base: 2340B	Top: C3636SCTNU Base: 0800B
Top: C0042RCT Base: 3330B			Top: C0042RCT Base: 3334B		Top: C0042RCT Base: 3340B	
Top: C0042RCTNU Base: 3330B			Top: C0042RCTNU Base: 3334B		Top: C0042RCTNU Base: 3340B	
Top: C4242SCT Base: 3330B			Top: C4242SCT Base: 3334B		Top: C4242SCT Base: 3340B	
Top: C4242SCTNU Base: 3330B			Top: C4242SCTNU Base: 3334B		Top: C4242SCTNU Base: 3340B	
Top: C0048RCT Base: 3330B			Top: C0048RCT Base: 3334B		Top: C0048RCT Base: 3340B	
Top: C0048RCTNU Base: 3330B			Top: C0048RCTNU Base: 3334B		Top: C0048RCTNU Base: 3340B	
23UMB or 33UMB (Required with Umbrella)	N/A	N/A	23UMB or 33UMB (Required with Umbrella)	N/A	23UMB or 33UMB (Required with Umbrella)	N/A

Turn the page to view fire table options! →

CONCRETE FIRE TABLES

NATURAL SERIES

This is the perfect top for achieving a modern, industrial look. Our Concrete tops are a part of our Natural Series collection, which brings a sophisticated organic design element to outdoor spaces utilizing the latest in composite technology. Homecrest fire tables offer a powerful burner (up to 65,000 BTUs) and come standard with your choice of fire jewelry, as well as a secure key and black 3/4" aluminum fire burner riser.



SHOWN IN PHOTO:

REVIVE AIR SWIVEL ROCKER CHAT CHAIR | 61AR901
Cameo II | Umber Finish

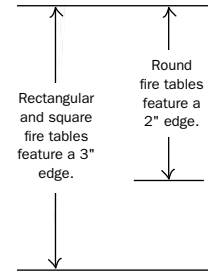
42" CONCRETE LOUNGE FIRE PIT | 42RCTFPTT | 89RNC-JLP BASE
Drift Top | Umber Finish | Copper Fire Jewelry

REVIVE AIR LOVESEAT | 61AR420
Cameo II | Umber Finish

44" MODE COFFEE TABLE | 134444L
Umber Finish

12" x 22" KIDNEY PILLOW | 01222
Renew Earthen (Sunbrella)

AVAILABLE TOP COLORS



Note: Each top is individually handcrafted and will vary in color. Colors are representations, refer to an actual sample.

FIRE TABLES

Fire tables feature a 2" or 3" straight edge profile.

Note: Each fire table comes standard with a 12" x 24" rectangular or 20" round 65,000 BTU stainless steel black powder-coated burner, external key valve, match-light ignition, 20 lbs of fire jewelry (select one or two colors), and a black 3/4" fire burner riser. The burner is available as either Liquid Propane (XXX-JLP) or Natural Gas (XXX-JNG)—if one is not selected, the burner will default to the Liquid Propane option. The square and rectangular fire tables feature a 3" straight edge profile and the round fire tables feature a 2" straight edge profile.



42" LOUNGE
Top: 42SQCTTT
Base: 89SNC (-JLP or -JNG)
H: 21.5"
Use fire table cover 005106



32" x 52" LOUNGE
Top: 893252XCTTT
Base: 89XNC (-JLP or -JNG)
H: 21.5"
Use fire table cover 006139



36" x 60" LOUNGE
Top: 893660XCTTT
Base: 89XNC (-JLP or -JNG)
H: 21.5"
Use fire table cover 006138



42" LOUNGE
Top: 42RCTFPTT
Base: 89RNC (-JLP or -JNG)
H: 21.5"
Use fire table cover 005369



54" LOUNGE
Top: 54RCTFPTT
Base: 89RNC (-JLP or -JNG)
H: 21.5"
Use fire table cover 005108



42" DINING
Top: 42RCTFPTT
Base: 89RDC (-JLP or -JNG)
H: 27.5"
Use fire table cover 005369



54" DINING
Top: 54RCTFPTT
Base: 89RDC (-JLP or -JNG)
H: 27.5"
Use fire table cover 005108



42" BALCONY
Top: 42RCTFPTT
Base: 89RBC (-JLP or -JNG)
H: 34.5"
Use fire table cover 005369



54" BALCONY
Top: 54RCTFPTT
Base: 89RBC (-JLP or -JNG)
H: 34.5"
Use fire table cover 005108

FIRE JEWELRY + ACCESSORIES

Note: When ordering fire jewelry individually (without a fire table), use the six-digit model number. When ordering with a fire table, use the two-digit color code number that is next to the color name.



13 - CRYSTAL ICE
006117



20 - PLATINUM
006124 - Reflective



16 - COPPER
006120 - Reflective



14 - BRONZE
006118 - Reflective



19 - MIDNIGHT BLACK
006123 - Reflective



15 - GUNMETAL
006119 - Reflective



17 - SAPPHIRE
006121 - Reflective



18 - AQUA
006122 - Reflective



01 - CLEAR BEADS
005003



22" BURNER COVER
91004
Smooth aluminum
Use with round burners



14" x 26.25" BURNER COVER
91006
Smooth aluminum
Use with rectangular burners



22.5" GLASS GUARD
005561
H: 6.75"
Use in windy conditions
Use with round burners



15.5" x 28.5" GLASS GUARD
006086
H: 5.8"
Use in windy conditions
Use with rectangular burners

PRODUCT FEATURE

Every Homecrest fire table features easy propane access, a removable key valve for flame control, and a standard burner riser to keep the table surface cool. We also offer glass guards, which are recommended for use in windy conditions to contain the flame.



EDEN TABLES

HDPE | ALUMINUM



Eden's warmly functional design is sparked by Swedish simplicity, clean lines, and flawless craftsmanship. Constructed with HDPE materials, Eden is a slatted, teak-inspired top with an aluminum base that is available in all of Homecrest's textured powder-coated finishes. Available in café, balcony, and bar heights, the modern appearance of the Eden collection bears the essence of cool sophistication and the welcoming warmth of comfort you expect from your Homecrest outdoor furniture.

COMPLETE TABLES | BENCHES, CAFÉ, BALCONY, + BAR

Note: These complete table units only require one model number when ordering. Height listed is the complete table height and can vary up to 1/4". Table tops feature a 3.5" edge profile.



Café Bench
Aluminum Base
H: 19"






Balcony Bench
Aluminum Base
H: 23"

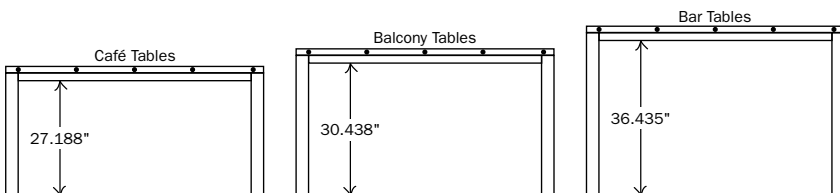


Bar Bench/Sofa Table
Aluminum Base
H: 29"



Café
Aluminum Base
H: 30"

	15.5" x 48" RECTANGLE (no Hole)	Top + Base: 261948	Top + Base: 262348	Top + Base: 262948	
	35.5" x 60" RECTANGLE (no Hole)				Top + Base: 263060
	35.5" x 110" RECTANGLE (no Hole)				





AVAILABLE TOP COLORS



PRODUCT FEATURE

Homecrest's Edén planks are manufactured from high-quality recycled HDPE (High Density Polyethylene) to create long-lasting recycled plastic lumber. HDPE is a low-maintenance, environmentally friendly product that features a textured surface that doesn't rot or splinter, doesn't require paint or stain, and is resistant to termites, fungus, salt, and oils. Edén is available in two colors, with color consistency throughout the cross section.



Café
Aluminum Base
H: 30"



Balcony
Aluminum Base
H: 34"



Balcony
Aluminum Base
H: 34"



Bar
Aluminum Base
H: 40"



Bar
Aluminum Base
H: 40"

	Top + Base: 263460		Top + Base: 264060	
Top + Base: 2630110		Top + Base: 2634110		Top + Base: 2640110

LOVE OUR ALL-ALUMINUM LATITUDE TOPS



SHOWN IN PHOTO:

ELEMENTS HIGH BACK DINING CHAIR | 51379
Sandbar | Sandbar Welt | Umber Finish


ELEMENTS HIGH BACK SWIVEL ROCKER | 51900
Sandbar | Sandbar Welt | Umber Finish

42" x 93" LATITUDE DINING TABLE | 374267XDLT
Umber Finish



LATITUDE TABLES + FIRE TABLES

ALUMINUM



Enjoy the beauty of the outdoors with Homecrest's stunning Latitude collection. The attractive and functional Latitude tables feature an all-aluminum construction and are well-suited for both dining and deep seating applications. Whether for residential or commercial, Latitude combines style and function to create a fresh look in any outdoor space.

COMPLETE TABLES | OCCASIONAL, DINING, CAFÉ, BALCONY, + BAR

Note: These complete table units only require one model number when ordering. Height listed is the complete table height and can vary up to 1/4". Table tops feature a 1.5" edge profile. Table tops with an umbrella hole come with a coordinating, smooth, metal plug.



Bench
Aluminum Base
H: 16"



Bench
Aluminum Base
H: 19"



Side
Aluminum Base
H: 16"



End
Aluminum Base
H: 20"



Coffee
Aluminum Base
H: 18"



Chat
Aluminum Base
H: 21.25"



Dining/Café
Aluminum Base
H: 27.5"



Dining
Aluminum Base
H: 27.5"

■	16" x 48" RECTANGLE (no Hole)	Top + Base: 501648	Top + Base: 501948						
■	17" SQUARE (no Hole)			Top + Base: 5017S					
●	24" ROUND (no Hole)				Top + Base: 6224R				
■	26" x 43.5" RECTANGLE (no Hole)					Top + Base: 622644			
●	42" ROUND (with Hole)						Top + Base: 3742RDLT		
●	42" ROUND (no Hole)					Top + Base: 3742RCLTNU			
■	42" SQUARE (with Hole)						Top + Base: 3742SDLT	Top + Base: 6242SDLT	
■	42" SQUARE (no Hole)						Top + Base: 3742SDLTNU	Top + Base: 6242SDLTNU	
■	42" x 67" RECTANGLE (with Hole)								
■	42" x 93" RECTANGLE (with Hole)								
●	48" ROUND (with Hole)						Top + Base: 3748RDLT		
●	54" ROUND (with Hole)						Top + Base: 3754RDLT	Top + Base: 6254RDLT	
+	LIFT KIT (Convert Dining to Café Height)	N/A	N/A	N/A	N/A	N/A	N/A	KIT175 (Adds 1.75" in Height)	N/A

Note: The Latitude 37XX dining table base (27.5" in height) is designed to easily convert to a café table base (29.25" in height) by adding a Lift Kit (KIT175). Simply attach the hardware to the base frame for an additional 1.75" in height. The Lift Kit can be removed to convert the café table base back to a dining table base. Lift Kits are available in all finishes.

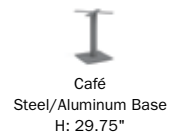
LATITUDE TABLES + FIRE TABLES

ALUMINUM

TOP + TABLE BASE COMBINATIONS | OCCASIONAL, DINING, CAFÉ, BALCONY, + BAR

*Base features adjustable floor glides for leveling.

Note: Use BOTH top and base model numbers when ordering. Height listed is the complete table height and can vary up to 1/4". Table tops feature a 1.5" edge profile. Table tops with an umbrella hole come with a coordinating, smooth, metal plug.




■	24" SQUARE (with Hole)		Top: 5024S Base: 23275B	Top: 5024S Base: 2330B	
■	24" SQUARE (no Hole)		Top: 5024SNU Base: 23275B	Top: 5024SNU Base: 2330B	Top: 5024SNU Base: 1800B
●	30" ROUND (with Hole)		Top: 5030R Base: 23275B	Top: 5030R Base: 2330B	
●	30" ROUND (no Hole)	Top: 5030RNU Base: 1330B	Top: 5030RNU Base: 23275B	Top: 5030RNU Base: 2330B	Top: 5030RNU Base: 1800B
■	30" SQUARE (with Hole)		Top: 5030S Base: 23275B	Top: 5030S Base: 2330B	
■	30" SQUARE (no Hole)		Top: 5030SNU Base: 23275B	Top: 5030SNU Base: 2330B	Top: 5030SNU Base: 1800B
●	36" ROUND (with Hole)		Top: 5036R Base: 23275B	Top: 5036R Base: 2330B	
●	36" ROUND (no Hole)		Top: 5036RNU Base: 23275B	Top: 5036RNU Base: 2330B	Top: 5036RNU Base: 1800B
■	36" SQUARE (with Hole)		Top: 5036S Base: 23275B	Top: 5036S Base: 2330B	
■	36" SQUARE (no Hole)		Top: 5036SNU Base: 23275B	Top: 5036SNU Base: 2330B	Top: 5036SNU Base: 1800B
●	42" ROUND (with Hole)		Top: 5042R Base: 33275B	Top: 5042R Base: 3330B	
●	42" ROUND (no Hole)		Top: 5042RNU Base: 33275B	Top: 5042RNU Base: 3330B	
■	42" SQUARE (with Hole)		Top: 5042S Base: 33275B	Top: 5042S Base: 3330B	
■	42" SQUARE (no Hole)		Top: 5042SNU Base: 33275B	Top: 5042SNU Base: 3330B	
●	48" ROUND (with Hole)		Top: 5048R Base: 33275B	Top: 5048R Base: 3330B	
●	48" ROUND (no Hole)		Top: 5048RNU Base: 33275B	Top: 5048RNU Base: 3330B	
+	UMBRELLA BASE PLATE (Zinc-plated, Solid-steel)	N/A	23UMBP or 33UMBP (Required with Umbrella)	23UMBP or 33UMBP (Required with Umbrella)	N/A

Note: An umbrella base plate is required when using 23XXX and 33XXX table bases with an umbrella. This zinc-plated, solid-steel umbrella base is available in all frame finishes and attaches to the table base. It can also be used to add weight to any 23XXX and 33XXX table base. Use the 18" umbrella base plate (23UMBP) with bases 23275B, 2330B, 2334B, and 2340B. Use the 24" umbrella base plate (33UMBP) with bases 33275B, 3330B, 3334B, and 3340B.



AVAILABLE TOP COLORS + FRAME FINISHES



Top: 5024S Base: 2334B		Top: 5024S Base: 2340B	
Top: 5024SNU Base: 2334B	Top: 5024SNU Base: 0834B	Top: 5024SNU Base: 2340B	Top: 5024SNU Base: 0800B
Top: 5030R Base: 2334B		Top: 5030R Base: 2340B	
Top: 5030RNU Base: 2334B	Top: 5030RNU Base: 0834B	Top: 5030RNU Base: 2340B	Top: 5030RNU Base: 0800B
Top: 5030S Base: 2334B		Top: 5030S Base: 2340B	
Top: 5030SNU Base: 2334B	Top: 5030SNU Base: 0834B	Top: 5030SNU Base: 2340B	Top: 5030SNU Base: 0800B
Top: 5036R Base: 2334B		Top: 5036R Base: 2340B	
Top: 5036RNU Base: 2334B	Top: 5036RNU Base: 0834B	Top: 5036RNU Base: 2340B	Top: 5036RNU Base: 0800B
Top: 5036S Base: 2334B		Top: 5036S Base: 2340B	
Top: 5036SNU Base: 2334B	Top: 5036SNU Base: 0834B	Top: 5036SNU Base: 2340B	Top: 5036SNU Base: 0800B
Top: 5042R Base: 3334B		Top: 5042R Base: 3340B	
Top: 5042RNU Base: 3334B		Top: 5042RNU Base: 3340B	
Top: 5042S Base: 3334B		Top: 5042S Base: 3340B	
Top: 5042SNU Base: 3334B		Top: 5042SNU Base: 3340B	
Top: 5048R Base: 3334B		Top: 5048R Base: 3340B	
Top: 5048RNU Base: 3334B		Top: 5048RNU Base: 3340B	
23UMBP or 33UMBP (Required with Umbrella)	N/A	23UMBP or 33UMBP (Required with Umbrella)	N/A

FIRE TABLES + ACCESSORIES Fire tables feature a 1.5" edge profile.

Note: Each fire table comes standard with a 12" x 24" rectangular 65,000 BTU stainless steel black powder-coated burner, external key valve, match-light ignition, 20 lbs of fire jewelry (select one or two colors), and a black 3/4" fire burner riser. The burner is available as either Liquid Propane (XXX-JLP) or Natural Gas (XXX-JNG)—if one is not selected, the burner will default to the Liquid Propane option.



32" x 50" LOUNGE
Top: 893250XLTTT
Base: 89XNC (-JLP or -JNG)
H: 21.5"
Use fire table cover 006139



36" x 63" LOUNGE
Top: 893663XLTTT
Base: 89XNC (-JLP or -JNG)
H: 21.5"
Fire table cover not available



14" x 26.25" BURNER COVER
91006
Smooth aluminum
Use with rectangular burners



15.5" x 28.5" GLASS GUARD
006086
H: 5.8"
Use in windy conditions
Use with rectangular burners

FIRE JEWELRY

Note: When ordering fire jewelry individually (without a fire table), use the six-digit model number. When ordering with a fire table, use the two-digit color code number that is next to the color name.



13 - CRYSTAL ICE
006117



20 - PLATINUM
006124 - Reflective



16 - COPPER
006120 - Reflective



14 - BRONZE
006118 - Reflective



19 - MIDNIGHT BLACK
006123 - Reflective



15 - GUNMETAL
006119 - Reflective



17 - SAPPHIRE
006121 - Reflective



18 - AQUA
006122 - Reflective



01 - CLEAR BEADS
005003

MESH TABLES

ALUMINUM



The mesh outdoor table by Homecrest brings low-maintenance style to your outdoor space. An aluminum mesh top allows water to drain so your table is always ready to enjoy. The aluminum, pedestal-inspired base design allows for maximum leg room. Our mesh tables feature a durable powder-coated finish and an umbrella opening.

TOP + TABLE BASE COMBINATIONS | DINING, CAFÉ, BALCONY, + BAR

*Base features adjustable floor glides for leveling.

Note: Use BOTH top and base model numbers when ordering. Height listed is the complete table height and can vary up to 1/4". Table tops feature a 1.5" edge profile. Table tops with an umbrella hole come with a coordinating, smooth, metal plug.



Dining
Aluminum Base*
H: 27.5"




Café
Aluminum Base*
H: 29.25"




Café
Steel/Aluminum Base
H: 29.75"

●	30" ROUND (with Hole)	Top: 1930R Base: 23275B	Top: 1930R Base: 2330B	
●	30" ROUND (no Hole)	Top: 1930RNU Base: 23275B	Top: 1930RNU Base: 2330B	Top: 1930RNU Base: 1800B
●	36" ROUND (with Hole)	Top: 1936R Base: 23275B	Top: 1936R Base: 2330B	
●	36" ROUND (no Hole)	Top: 1936RNU Base: 23275B	Top: 1936RNU Base: 2330B	Top: 1936RNU Base: 1800B
●	42" ROUND (with Hole)	Top: 1942R Base: 33275B	Top: 1942R Base: 3330B	
●	42" ROUND (no Hole)	Top: 1942RNU Base: 33275B	Top: 1942RNU Base: 3330B	
●	48" ROUND (with Hole)	Top: 1948R Base: 33275B	Top: 1948R Base: 3330B	
●	48" ROUND (no Hole)	Top: 1948RNU Base: 33275B	Top: 1948RNU Base: 3330B	
+	UMBRELLA BASE PLATE (Zinc-plated, Solid-steel)	23UMBP or 33UMBP (Required with Umbrella)	23UMBP or 33UMBP (Required with Umbrella)	N/A

Note: An umbrella base plate is required when using 23XXX and 33XXX table bases with an umbrella. This zinc-plated, solid-steel umbrella base is available in all frame finishes and attaches to the table base. It can also be used to add weight to any 23XXX and 33XXX table base. Use the 1.8" umbrella base plate (23UMBP) with bases 23275B, 2330B, 2334B, and 2340B. Use the 2.4" umbrella base plate (33UMBP) with bases 33275B, 3330B, 3334B, and 3340B.



AVAILABLE TOP COLORS + FRAME FINISHES




Balcony
Aluminum Base*
H: 33.25"


Balcony
Steel/Aluminum Base
H: 33.75"


Bar
Aluminum Base*
H: 39.25"


Bar
Steel/Aluminum Base
H: 39.75"

Top: 1930R Base: 2334B		Top: 1930R Base: 2340B	
Top: 1930RNU Base: 2334B	Top: 1930RNU Base: 0834B	Top: 1930RNU Base: 2340B	Top: 1930RNU Base: 0800B
Top: 1936R Base: 2334B		Top: 1936R Base: 2340B	
Top: 1936RNU Base: 2334B	Top: 1936RNU Base: 0834B	Top: 1936RNU Base: 2340B	Top: 1936RNU Base: 0800B
Top: 1942R Base: 3334B		Top: 1942R Base: 3340B	
Top: 1942RNU Base: 3334B		Top: 1942RNU Base: 3340B	
Top: 1948R Base: 3334B		Top: 1948R Base: 3340B	
Top: 1948RNU Base: 3334B		Top: 1948RNU Base: 3340B	
23UMBP or 33UMBP (Required with Umbrella)	N/A	23UMBP or 33UMBP (Required with Umbrella)	N/A

LOVE OUR SLEEK MODE TOPS

SHOWN IN PHOTO:

GRACE AIR SWIVEL ROCKER CHAT CHAIR | 10AR901
Agate II | Onyx Finish

STONEGATE CORNER UNIT | 1310020SG
Meteor Top (Discontinued) | Onyx Finish

36" x 60" MODE LOUNGE FIRE PIT | 133660TT | 89XNC-JLP BASE
Onyx Top | Onyx Finish | Platinum Fire Jewelry

GRACE AIR ARMLESS CHAT CHAIR | 51AR350
Agate II | Onyx Finish

GRACE AIR ARMLESS SOFA | 51AR43N
Agate II | Onyx Finish

GRACE AIR LEFT ARM SOFA | 10AR43L
Agate II | Onyx Finish

20" SQUARE PILLOW | 00020
Fischer Graphite (Discontinued)

18" SQUARE PILLOW | 00018
Cast Silver (Sunbrella)

18" SQUARE PILLOW | 00018
Glory Mercury (Discontinued)

18" SQUARE PILLOW | 00018
Crimson (Outdura)

16" SQUARE PILLOW | 00016
Rumor Snow (Discontinued)

12" x 22" KIDNEY PILLOW | 01222
Crimson (Outdura)

12" x 22" KIDNEY PILLOW | 01222
Fretwork Pewter (Sunbrella)

GRACE LOW BACK DINING CHAIR | 10470
Black Onyx (Brisa) | Onyx Back | Onyx Welt | Onyx Finish

44" x 110" MODE DINING TABLE | 1344110D
Onyx Top | Onyx Finish



MODE TABLES + FIRE TABLES

ALUMINUM

Add an element of sophistication to your outdoor space with Homecrest's Mode collection. With clean lines and contemporary inspiration, Mode sets the standard in casual chic. Mode features floating aluminum rectangular panels and a sleek appearance that brings an elegant style to your outdoor space. The aluminum top panels that float over the base frame are available in all finishes. DuoTone your Mode table or fire table by selecting one color for the top panels and a coordinating color for the base.

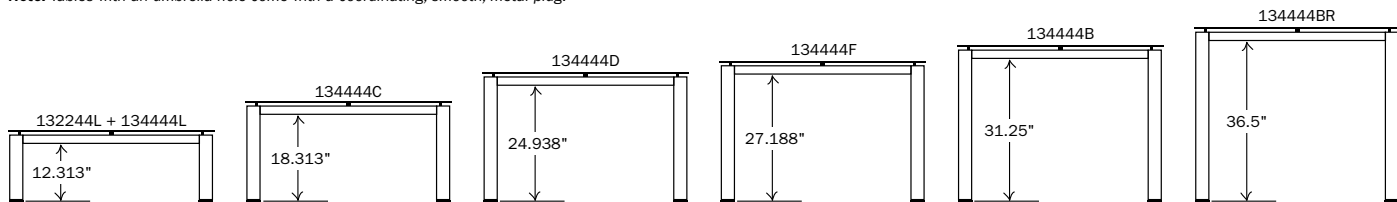
COMPLETE TABLES | OCCASIONAL, DINING, CAFÉ, BALCONY, + BAR

Note: The complete table units below only require one model number when ordering. Height listed is the complete table height and can vary up to 1/4". Table tops feature a 3" edge profile.




■	22" SQUARE (no Hole)	Top + Base: 13210	Top + Base: 13220				
■	30" SQUARE (no Hole)	Top + Base: 13310	Top + Base: 13300				
▲	35.5" x 23" TRAPEZOID (no Hole)			Top + Base: 1310016	Top + Base: 1310020		
■	22" x 44" RECTANGLE (no Hole)					Top + Base: 132244	
■	44" SQUARE (with Hole)						Top + Base: 134444DWH
■	44" SQUARE (no Hole)					Top + Base: 134444L	Top + Base: 134444C
■	44" x 66" RECTANGLE (with Hole)						
■	44" x 66" RECTANGLE (no Hole)						
■	44" x 88" RECTANGLE (with Hole)						
■	44" x 88" RECTANGLE (no Hole)						
■	44" x 110" RECTANGLE (with Hole)						
■	44" x 110" RECTANGLE (no Hole)						

Note: Tables with an umbrella hole come with a coordinating, smooth, metal plug.



AVAILABLE TOP COLORS + FRAME FINISHES



Dining
Aluminum Base
H: 27.5"



Café
Aluminum Base
H: 30"



Café
Aluminum Base
H: 30"



Balcony
Aluminum Base
H: 34"



Balcony
Aluminum Base
H: 34"



Bar
Aluminum Base
H: 40"



Bar
Aluminum Base
H: 40"

	Top + Base: 134444FWH		Top + Base: 134444BWH		Top + Base: 134444BRWH	
	Top + Base: 134444F		Top + Base: 134444B		Top + Base: 134444BR	
Top + Base: 134466DWH		Top + Base: 134466FWH		Top + Base: 134466BWH		Top + Base: 134466BRWH
Top + Base: 134466D		Top + Base: 134466F		Top + Base: 134466B		Top + Base: 134466BR
Top + Base: 134488DWH		Top + Base: 134488FWH		Top + Base: 134488BWH		Top + Base: 134488BRWH
Top + Base: 134488D		Top + Base: 134488F		Top + Base: 134488B		Top + Base: 134488BR
Top + Base: 1344110DWH		Top + Base: 1344110FWH		Top + Base: 1344110BWH		Top + Base: 1344110BRWH
Top + Base: 1344110D		Top + Base: 1344110F		Top + Base: 1344110B		Top + Base: 1344110BR

FIRE TABLES + ACCESSORIES Fire tables feature a 3" edge profile.

Note: Each fire table comes standard with a 12" x 24" rectangular 65,000 BTU stainless steel black powder-coated burner, external key valve, match-light ignition, 20 lbs of fire jewelry (select one or two colors), and a black 3/4" fire burner riser. The burner is available as either Liquid Propane (XXX-JLP) or Natural Gas (XXX-JNG)—if one is not selected, the burner will default to the Liquid Propane option.



32" x 52" LOUNGE
Top: 133252TT
Base: 89XNC (-JLP or -JNG)
H: 21.5"
Use fire table cover 006139



36" x 60" LOUNGE
Top: 133660TT
Base: 89XNC (-JLP or -JNG)
H: 21.5"
Use fire table cover 006138



14" x 26.25" BURNER COVER
91006
Smooth aluminum
Use with rectangular burners



15.5" x 28.5" GLASS GUARD
006086
H: 5.8"
Use in windy conditions

FIRE JEWELRY

Note: When ordering fire jewelry individually (without a fire table), use the six-digit model number. When ordering with a fire table, use the two-digit color code number that is next to the color name.



13 - CRYSTAL ICE
006117



20 - PLATINUM
006124 - Reflective



16 - COPPER
006120 - Reflective



14 - BRONZE
006118 - Reflective



19 - MIDNIGHT BLACK
006123 - Reflective



15 - GUNMETAL
006119 - Reflective



17 - SAPPHIRE
006121 - Reflective



18 - AQUA
006122 - Reflective



01 - CLEAR BEADS
005003

LOVE OUR VERSATILE

MODE CLUB TOPS



SHOWN IN PHOTO:

ALLURE CAFÉ CHAIR | 12370
Lagoon | Carbon Finish

36" MODE CLUB CAFÉ TABLE | 1336RNU | 1800B BASE
Carbon Finish

ALLURE CAFÉ CHAIR | 12350
Agate II | Carbon Finish

36" MODE CLUB CAFÉ TABLE | 1336SNU | 1800B BASE
Carbon Finish

16" ARBOR UMBRELLA | 896NGU | NGU-DP BASE (DISCONTINUED)
Orange (Recacnl) | Brushed Silver Umbrella Pole



ambitious design
only in the
SALON




MODE CLUB TABLES

ALUMINUM

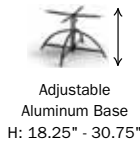
Building on our popular Mode collection, Homecrest's Mode Club is a complementary series of contemporary table tops that are uniquely designed for hospitality applications. Mode Club tables feature clean lines and smooth contours in a variety of shapes and sizes that are specifically selected for outdoor spaces in public places. Like its sister collection, Mode Club tops are available in DuoTone color options. Pair these sophisticated tops with the Homecrest base that appropriately meets the height, functional, and aesthetic requirements of your project.

AVAILABLE TOP COLORS + FRAME FINISHES



TOP + TABLE BASE COMBINATIONS | OCCASIONAL, DINING, CAFÉ, BALCONY, + BAR

Note: Use BOTH top and base model numbers when ordering. Height listed is the complete table height and can vary up to 1/4". Table tops feature a 1.75" edge profile. The rectangle and square tops have 1" radius corners.



■	24" SQUARE (with Hole)		Top: 1324S Base: 23275B	Top: 1324S Base: 2330B	
■	24" SQUARE (no Hole)		Top: 1324SNU Base: 23275B	Top: 1324SNU Base: 2330B	Top: 1324SNU Base: 1800B
■	24" x 30" RECTANGLE (with Hole)		Top: 132430X Base: 23275B	Top: 132430X Base: 2330B	
■	24" x 30" RECTANGLE (no Hole)		Top: 132430XNU Base: 23275B	Top: 132430XNU Base: 2330B	Top: 132430XNU Base: 1800B
●	30" ROUND (with Hole)		Top: 1330R Base: 23275B	Top: 1330R Base: 2330B	
●	30" ROUND (no Hole)	Top: 1330RNU Base: 1330B	Top: 1330RNU Base: 23275B	Top: 1330RNU Base: 2330B	Top: 1330RNU Base: 1800B
■	30" SQUARE (with Hole)		Top: 1330S Base: 23275B	Top: 1330S Base: 2330B	
■	30" SQUARE (no Hole)		Top: 1330SNU Base: 23275B	Top: 1330SNU Base: 2330B	Top: 1330SNU Base: 1800B
●	36" ROUND (with Hole)		Top: 1336R Base: 23275B	Top: 1336R Base: 2330B	
●	36" ROUND (no Hole)		Top: 1336RNU Base: 23275B	Top: 1336RNU Base: 2330B	Top: 1336RNU Base: 1800B
■	36" SQUARE (with Hole)		Top: 1336S Base: 23275B	Top: 1336S Base: 2330B	
■	36" SQUARE (no Hole)		Top: 1336SNU Base: 23275B	Top: 1336SNU Base: 2330B	Top: 1336SNU Base: 1800B
●	42" ROUND (with Hole)		Top: 1342R Base: 33275B	Top: 1342R Base: 3330B	
●	42" ROUND (no Hole)		Top: 1342RNU Base: 33275B	Top: 1342RNU Base: 3330B	
■	42" SQUARE (with Hole)		Top: 1342S Base: 33275B	Top: 1342S Base: 3330B	
■	42" SQUARE (no Hole)		Top: 1342SNU Base: 33275B	Top: 1342SNU Base: 3330B	
●	48" ROUND (with Hole)		Top: 1348R Base: 33275B	Top: 1348R Base: 3330B	
●	48" ROUND (no Hole)		Top: 1348RNU Base: 33275B	Top: 1348RNU Base: 3330B	
+	UMBRELLA BASE PLATE (Zinc-plated, Solid-steel)	N/A	23UMBP or 33UMBP (Required with Umbrella)	23UMBP or 33UMBP (Required with Umbrella)	N/A

Note: Homecrest Mode Club table tops with an umbrella hole come with a clear, smooth, plastic plug.



*These bases feature adjustable floor glides for leveling.


Balcony
Aluminum Base*
H: 33.25"


Balcony
Steel/Aluminum Base
H: 33.75"


Bar
Aluminum Base*
H: 39.25"


Bar
Steel/Aluminum Base
H: 39.75"

Top: 1324S Base: 2334B		Top: 1324S Base: 2340B	
Top: 1324SNU Base: 2334B	Top: 1324SNU Base: 0834B	Top: 1324SNU Base: 2340B	Top: 1324SNU Base: 0800B
Top: 132430X Base: 2334B		Top: 132430X Base: 2340B	
Top: 132430XNU Base: 2334B	Top: 132430XNU Base: 0834B	Top: 132430XNU Base: 2340B	Top: 132430XNU Base: 0800B
Top: 1330R Base: 2334B		Top: 1330R Base: 2340B	
Top: 1330RNU Base: 2334B	Top: 1330RNU Base: 0834B	Top: 1330RNU Base: 2340B	Top: 1330RNU Base: 0800B
Top: 1330S Base: 2334B		Top: 1330S Base: 2340B	
Top: 1330SNU Base: 2334B	Top: 1330SNU Base: 0834B	Top: 1330SNU Base: 2340B	Top: 1330SNU Base: 0800B
Top: 1336R Base: 2334B		Top: 1336R Base: 2340B	
Top: 1336RNU Base: 2334B	Top: 1336RNU Base: 0834B	Top: 1336RNU Base: 2340B	Top: 1336RNU Base: 0800B
Top: 1336S Base: 2334B		Top: 1336S Base: 2340B	
Top: 1336SNU Base: 2334B	Top: 1336SNU Base: 0834B	Top: 1336SNU Base: 2340B	Top: 1336SNU Base: 0800B
Top: 1342R Base: 3334B		Top: 1342R Base: 3340B	
Top: 1342RNU Base: 3334B		Top: 1342RNU Base: 3340B	
Top: 1342S Base: 3334B		Top: 1342S Base: 3340B	
Top: 1342SNU Base: 3334B		Top: 1342SNU Base: 3340B	
Top: 1348R Base: 3334B		Top: 1348R Base: 3340B	
Top: 1348RNU Base: 3334B		Top: 1348RNU Base: 3340B	
23UMB or 33UMB (Required with Umbrella)	N/A	23UMB or 33UMB (Required with Umbrella)	N/A

Note: An umbrella base plate is required when using 23XXX and 33XXX table bases with an umbrella. This zinc-plated, solid-steel umbrella base is available in all frame finishes and attaches to the table base. It can also be used to add weight to any 23XXX and 33XXX table base. Use the 18" umbrella base plate (23UMB) with bases 23275B, 2330B, 2334B, and 2340B. Use the 24" umbrella base plate (33UMB) with bases 33275B, 3330B, 3334B, and 3340B.

LOVE OUR REALISTIC

SANDSTONE TOPS



SHOWN IN PHOTO:

JAXON SWIVEL ROCKER CHAT CHAIR | 6890A

Detail Linen (Discontinued) | Carbon Finish

JAXON CHAT CHAIR | 6837A

Nye Ash (Bella-Dura) | Carbon Finish

JAXON SOFA | 6843A

Nye Ash (Bella-Dura) | Carbon Finish

32" x 52" SANDSTONE LOUNGE FIRE PIT | 893252XSSTT | 89XNC JLP BASE

Char Top | Carbon Finish | Gumdust Fire Jewelry

18" SQUARE PILLOW | 00018

Canvas Persimmon (Sunbrella)

18" SQUARE PILLOW | 00018

Highlight Splendor (Discontinued)

12" x 22" KIDNEY PILLOW | 01222

Canvas Persimmon (Sunbrella)



SANDSTONE TABLES

NATURAL SERIES



Homecrest's Sandstone tops give your outdoor space a solid foundation. The inspiration for this natural-looking top comes from the Southwestern quarries of the United States. Full of beautiful, rough-hewn detail, Sandstone tops offer years of low-maintenance and architecturally pleasing outdoor enjoyment. With its flawlessly natural look, this durable top will provide the perfect finishing touch for any outdoor furniture set.

COMPLETE TABLES | OCCASIONAL, DINING, CAFÉ, + BALCONY

Note: The complete table units below only require one model number when ordering. Height listed is the complete table height and can vary up to 1/4". Table tops feature a 1.5" natural edge profile.



Side
Aluminum Base
H: 15.5"



End
Aluminum Base
H: 19.5"





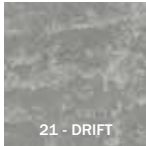
Dining/Café
Aluminum Base
H: 27.5"

●	24" ROUND (no Hole)	Top + Base: 3724RSS	Top + Base: 3723RSS	
●	42" ROUND (with Hole)			Top + Base: 3742RDSS
●	42" ROUND (no Hole)			Top + Base: 3742RDSSNU
●	47" x 67" ELLIPSE (with Hole)			
●	47" x 84" ELLIPSE (with Hole)			
●	54" ROUND (with Hole)			Top + Base: 3754RDSS
+	LIFT KIT (Convert Dining to Café Height)	N/A	N/A	KIT175 (Adds 1.75" in Height)

Note: The Natural Series 37XX dining table base (27.5" in height) is designed to easily convert to a café table base (29.25" in height) by adding a Lift Kit (KIT175). Simply attach the hardware to the base frame for an additional 1.75" in height. The Lift Kit can be removed to convert the café table base back to a dining table base. Lift Kits are available in all finishes.



AVAILABLE TOP COLORS



Each top is individually handcrafted and will vary in color. Colors are representations, refer to an actual sample. Homecrest tables and table tops with an umbrella hole come with a coordinating resin plug.



Dining/Café
Aluminum Base
H: 27.5"



Balcony
Aluminum Base
H: 34.25"



Balcony
Aluminum Base
H: 34.25"

	Top + Base: 3742RBSS	
	Top + Base: 3742RBSSNU	
Top + Base: 374767DSS		Top + Base: 374767BSS
Top + Base: 374784DSS		Top + Base: 374784BSS
	Top + Base: 3754RBSS	
KIT175 (Adds 1.75" in Height)	N/A	N/A

Turn the page to view more table options! →

SANDSTONE TABLES

NATURAL SERIES

AVAILABLE TOP COLORS



TOP + TABLE BASE COMBINATIONS | OCCASIONAL, DINING, CAFÉ, BALCONY, + BAR

Note: Use BOTH top and base model numbers when ordering. Height listed is the complete table height and can vary up to 1/4". Table tops feature a 1.5" natural edge profile.



	Side Aluminum Base H: 15.5"	Side Aluminum Base H: 15.75"	End Aluminum Base H: 21"	Adjustable Aluminum Base H: 18.25" - 30.75"	Coffee Aluminum Base H: 16"	Coffee Aluminum Base H: 20.75"	Dining Aluminum Base* H: 27.5"
■ 24" SQUARE (with Hole)							Top: C2424SSWH Base: 23275B
■ 24" SQUARE (no Hole)	Top: C2424SSS Base: 1122B	Top: C2424SSS Base: 5724B	Top: C2424SSS Base: 5723B				Top: C2424SSS Base: 23275B
■ 24" x 30" RECTANGLE (with Hole)							Top: C2430XSSWH Base: 23275B
■ 24" x 30" RECTANGLE (no Hole)	Top: C2430XSS Base: 1122B	Top: C2430XSS Base: 5724B	Top: C2430XSS Base: 5723B				Top: C2430XSS Base: 23275B
■ 24" x 36" RECTANGLE (with Hole)							Top: C2436XSSWH Base: 23275B
■ 24" x 36" RECTANGLE (no Hole)							Top: C2436XSS Base: 23275B
■ 26" x 44" RECTANGLE (no Hole)					Top: C2644XSS Base: 5744B	Top: C2644XSS Base: 5743B	
● 30" ROUND (with Hole)							Top: C0030RSSWH Base: 23275B
● 30" ROUND (no Hole)				Top: C0030RSS Base: 1330B			Top: C0030RSS Base: 23275B
■ 30" x 42" RECTANGLE (no Hole)							
● 36" ROUND (with Hole)							Top: C0036RSS Base: 23275B
● 36" ROUND (no Hole)							Top: C0036RSSNU Base: 23275B
● 42" ROUND (with Hole)							Top: C0042RSS Base: 33275B
● 42" ROUND (no Hole)							Top: C0042RSSNU Base: 33275B
+ UMBRELLA BASE PLATE (Zinc-plated, Solid-steel)	N/A	N/A	N/A	N/A	N/A	N/A	23UMB or 33UMB (Required with Umbrella)





1.5" NATURAL EDGE PROFILE
SHOWN IN DRIFT

*Base features adjustable floor glides for leveling.



Café
Aluminum Base*
H: 29.25"



Café
Steel/Aluminum Base
H: 29.75"



Café
Aluminum Base
H: 30"



Balcony
Aluminum Base*
H: 33.25"



Balcony
Steel/Aluminum Base
H: 33.75"



Bar
Aluminum Base*
H: 39.25"



Bar
Steel/Aluminum Base
H: 39.75"

Top: C2424SSSWH Base: 2330B			Top: C2424SSSWH Base: 2334B		Top: C2424SSSWH Base: 2340B	
Top: C2424SSS Base: 2330B	Top: C2424SSS Base: 1800B		Top: C2424SSS Base: 2334B	Top: C2424SSS Base: 0834B	Top: C2424SSS Base: 2340B	Top: C2424SSS Base: 0800B
Top: C2430XSSWH Base: 2330B			Top: C2430XSSWH Base: 2334B		Top: C2430XSSWH Base: 2340B	
Top: C2430XSS Base: 2330B	Top: C2430XSS Base: 1800B		Top: C2430XSS Base: 2334B	Top: C2430XSS Base: 0834B	Top: C2430XSS Base: 2340B	Top: C2430XSS Base: 0800B
Top: C2436XSSWH Base: 2330B			Top: C2436XSSWH Base: 2334B		Top: C2436XSSWH Base: 2340B	
Top: C2436XSS Base: 2330B	Top: C2436XSS Base: 1800B		Top: C2436XSS Base: 2334B	Top: C2436XSS Base: 0834B	Top: C2436XSS Base: 2340B	Top: C2436XSS Base: 0800B
Top: C0030RSSWH Base: 2330B			Top: C0030RSSWH Base: 2334B		Top: C0030RSSWH Base: 2340B	
Top: C0030RSS Base: 2330B	Top: C0030RSS Base: 1800B		Top: C0030RSS Base: 2334B	Top: C0030RSS Base: 0834B	Top: C0030RSS Base: 2340B	Top: C0030RSS Base: 0800B
		Top: C3042XSS Base: 18ADAB				
Top: C0036RSS Base: 2330B			Top: C0036RSS Base: 2334B		Top: C0036RSS Base: 2340B	
Top: C0036RSSNU Base: 2330B	Top: C0036RSSNU Base: 1800B		Top: C0036RSSNU Base: 2334B	Top: C0036RSSNU Base: 0834B	Top: C0036RSSNU Base: 2340B	Top: C0036RSSNU Base: 0800B
Top: C0042RSS Base: 3330B			Top: C0042RSS Base: 3334B		Top: C0042RSS Base: 3340B	
Top: C0042RSSNU Base: 3330B			Top: C0042RSSNU Base: 3334B		Top: C0042RSSNU Base: 3340B	
23UMB or 33UMB (Required with Umbrella)	N/A	N/A	23UMB or 33UMB (Required with Umbrella)	N/A	23UMB or 33UMB (Required with Umbrella)	N/A

Note: An umbrella base plate is required when using 23XXX and 33XXX table bases with an umbrella. This zinc-plated, solid-steel umbrella base is available in all frame finishes and attaches to the table base. It can also be used to add weight to any 23XXX and 33XXX table base. Use the 18" umbrella base plate (23UMB) with bases 23275B, 2330B, 2334B, and 2340B. Use the 24" umbrella base plate (33UMB) with bases 33275B, 3330B, 3334B, and 3340B.

Turn the page to view fire table options! →

SANDSTONE FIRE TABLES

NATURAL SERIES

Inspired by the Southwestern quarries of the United States, Homecrest's natural-looking Sandstone fire tables provide a solid foundation for any outdoor gathering. These low-maintenance fire tables are full of beautiful, rough-hewn detail that will endure for years. Homecrest fire tables offer a powerful burner (up to 65,000 BTUs) and come standard with your choice of fire jewelry, as well as a secure key and black 3/4" aluminum fire burner riser.



SHOWN IN PHOTO:

HOLLY HILL HIGH BACK DINING CHAIR | 2247F
Equal Graphite (Discontinued) | Carbon Finish

HOLLY HILL HIGH BACK SWIVEL ROCKER | 2292F
Equal Graphite (Discontinued) | Carbon Finish

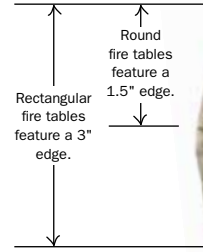
42" SANDSTONE LOUNGE FIRE PIT | 42RSSFPIT | 89RNC-JLP BASE
Dune Top | Carbon Finish | Gunmetal Fire Jewelry

18" SQUARE PILLOW | 00018
Bliss Sand (Sunbrella)

AVAILABLE TOP COLORS











Note: Each top is individually handcrafted and will vary in color. Colors are representations, refer to an actual sample.



3" NATURAL EDGE PROFILE SHOWN IN DUNE

FIRE TABLES Fire tables feature a 1.5" or 3" natural edge profile.

Note: Each fire table comes standard with a 12" x 24" rectangular or 20" round 65,000 BTU stainless steel black powder-coated burner, external key valve, match-light ignition, 20 lbs of fire jewelry (select one or two colors), and a black 3/4" fire burner riser. The burner is available as either Liquid Propane (XXX-JLP) or Natural Gas (XXX-JNG)—if one is not selected, the burner will default to the Liquid Propane option. The rectangular fire tables feature a 3" natural edge profile and the round fire tables feature a 1.5" natural edge profile.

 <p>32" x 52" LOUNGE Top: 893252XSST Base: 89XNC (-JLP or -JNG) H: 21.5" Use fire table cover 006139</p>	 <p>36" x 60" LOUNGE Top: 893660XSST Base: 89XNC (-JLP or -JNG) H: 21.5" Use fire table cover 006138</p>	 <p>42" LOUNGE Top: 42RSSFPTT Base: 89RNC (-JLP or -JNG) H: 21.5" Use fire table cover 005369</p>	 <p>54" LOUNGE Top: 54RSSFPTT Base: 89RNC (-JLP or -JNG) H: 21.5" Use fire table cover 005108</p>	 <p>42" DINING Top: 42RSSFPTT Base: 89RDC (-JLP or -JNG) H: 27.5" Use fire table cover 005369</p>	 <p>54" DINING Top: 54RSSFPTT Base: 89RDC (-JLP or -JNG) H: 27.5" Use fire table cover 005108</p>
 <p>42" BALCONY Top: 42RSSFPTT Base: 89RBC (-JLP or -JNG) H: 34.5" Use fire table cover 005369</p>	 <p>54" BALCONY Top: 54RSSFPTT Base: 89RBC (-JLP or -JNG) H: 34.5" Use fire table cover 005108</p>				

FIRE JEWELRY + ACCESSORIES

Note: When ordering fire jewelry individually (without a fire table), use the six-digit model number. When ordering with a fire table, use the two-digit color code number that is next to the color name.




13 - CRYSTAL ICE 006117 20 - PLATINUM 006124 - Reflective 16 - COPPER 006120 - Reflective 14 - BRONZE 006118 - Reflective 19 - MIDNIGHT BLACK 006123 - Reflective 15 - GUNMETAL 006119 - Reflective 17 - SAPPHIRE 006121 - Reflective 18 - AQUA 006122 - Reflective 01 - CLEAR BEADS 005003

 <p>22" BURNER COVER 91004 Smooth aluminum Use with round burners</p>	 <p>14" x 26.25" BURNER COVER 91006 Smooth aluminum Use with rectangular burners</p>	 <p>22.5" GLASS GUARD 005561 H: 6.75" Use in windy conditions Use with round burners</p>	 <p>15.5" x 28.5" GLASS GUARD 006086 H: 5.8" Use in windy conditions Use with rectangular burners</p>
---	--	---	--

PRODUCT FEATURE

Every Homecrest fire table features easy propane access, a removable key valve for flame control, and a standard burner riser to keep the table surface cool. We also offer glass guards, which are recommended for use in windy conditions to contain the flame.



LOVE OUR HANDCRAFTED

SHADOW ROCK TOPS





SHOWN IN PHOTO:

WREN SWIVEL ROCKER CHAT CHAIR | 6690A

Michelangelo Silver (Tempotest) | Glacier Finish

42" SHADOW ROCK LOUNGE FIRE PIT | 42RSHFPIT | 89RNC-JLP BASE


Pebble Top | Glacier Finish | Platinum Fire Jewelry

12" x 22" KIDNEY PILLOW | 01222

Stanton Lagoon (Sunbrella)

SHADOW ROCK TABLES

NATURAL SERIES



Homecrest's elegant Shadow Rock tops provide an attractive look and are the perfect complement to any outdoor furniture set. With its beautiful, distinct texture and natural colors, the Shadow Rock top creates a stunning centerpiece for your outdoor area and provides a laid-back atmosphere of relaxation and conversation. Available in several heights, top sizes, and finishes, Shadow Rock features top-quality, American-made components that will withstand weather and can be used season after season.

COMPLETE TABLES | OCCASIONAL, DINING, CAFÉ, BALCONY, + BAR

Note: The complete table units below only require one model number when ordering. Height listed is the complete table height and can vary up to 1/4". Table tops feature a 1.5" natural edge profile.



●	24" ROUND (no Hole)	Top + Base: 3724RSH	Top + Base: 3723RSH					
●	42" ROUND (with Hole)			Top + Base: 3742RDSH				
●	42" ROUND (no Hole)			Top + Base: 3742RDSHNU				
■	42" SQUARE (with Hole)				Top + Base: 3742SDSH	Top + Base: 2542SDSH		
■	42" SQUARE (no Hole)				Top + Base: 3742SDSHNU	Top + Base: 2542SDSHNU		
■	42" x 62" RECTANGLE (with Hole)							Top + Base: 254262DSH
●	42" x 72" OVAL (with Hole)					Top + Base: 374272DSH		
■	42" x 82" RECTANGLE (with Hole)							Top + Base: 254282DSH
●	44" x 84" OVAL (with Hole)					Top + Base: 374484DSH		
●	48" ROUND (with Hole)			Top + Base: 3748RDSH				
+	LIFT KIT (Convert Dining to Café Height)	N/A	N/A	KIT175 (Adds 1.75" in Height)	KIT175 (Adds 1.75" in Height)	N/A	KIT175 (Adds 1.75" in Height)	N/A

Note: The Natural Series 37XX dining table base (27.5" in height) is designed to easily convert to a café table base (29.25" in height) by adding a Lift Kit (KIT175). Simply attach the hardware to the base frame for an additional 1.75" in height. The Lift Kit can be removed to convert the café table base back to a dining table base. Lift Kits are available in all finishes.



AVAILABLE TOP COLORS



Each top is individually handcrafted and will vary in color. Colors are representations, refer to an actual sample. Homecrest tables and table tops with an umbrella hole come with a coordinating resin plug.



Dining/Café Aluminum Base H: 27.5"	Café Aluminum Base H: 30.25"	Café Aluminum Base H: 30.25"	Balcony Aluminum Base H: 34.25"	Balcony Aluminum Base H: 34.25"	Balcony Aluminum Base H: 34.25"	Balcony Aluminum Base H: 34.25"	Balcony Aluminum Base H: 34.25"	Balcony Aluminum Base H: 34.25"	Bar Aluminum Base H: 40"	Bar Aluminum Base H: 40"
			Top + Base: 3742RBSH							
			Top + Base: 3742RBSHNU							
	Top + Base: 2542SFSH			Top + Base: 3742SBSH	Top + Base: 2542SBSH				Top + Base: 2542SBRSH	
	Top + Base: 2542SFSHNU			Top + Base: 3742SBSHNU	Top + Base: 2542SBSHNU				Top + Base: 2542SBRSHNU	
Top + Base: 374262DSH		Top + Base: 254262FSH						Top + Base: 254262BSH	Top + Base: 374262BSH	Top + Base: 254262BRSH
							Top + Base: 374272BSH			
Top + Base: 374282DSH		Top + Base: 254282FSH						Top + Base: 254282BSH	Top + Base: 374282BSH	Top + Base: 254282BRSH
							Top + Base: 374484BSH			
			Top + Base: 3748RBSH							
KIT175 (Adds 1.75" in Height)	N/A	N/A	N/A	N/A	N/A	N/A	N/A	N/A	N/A	N/A

Turn the page to view more table options! →

SHADOW ROCK TABLES

NATURAL SERIES

AVAILABLE TOP COLORS



TOP + TABLE BASE COMBINATIONS | OCCASIONAL, DINING, CAFÉ, BALCONY, + BAR

Note: Use BOTH top and base model numbers when ordering. Height listed is the complete table height and can vary up to 1/4". Table tops feature a 1.5" natural edge profile.



■	24" SQUARE (with Hole)							Top: C2424SSHWH Base: 23275B
■	24" SQUARE (no Hole)	Top: C2424SSH Base: 1122B	Top: C2424SSH Base: 5724B	Top: C2424SSH Base: 5723B				Top: C2424SSH Base: 23275B
■	24" x 30" RECTANGLE (with Hole)							Top: C2430XSHWH Base: 23275B
■	24" x 30" RECTANGLE (no Hole)	Top: C2430XSH Base: 1122B	Top: C2430XSH Base: 5724B	Top: C2430XSH Base: 5723B				Top: C2430XSH Base: 23275B
■	24" x 36" RECTANGLE (with Hole)							Top: C2436XSHWH Base: 23275B
■	24" x 36" RECTANGLE (no Hole)							Top: C2436XSH Base: 23275B
■	26" x 44" RECTANGLE (no Hole)					Top: C2644XSH Base: 5744B	Top: C2644XSH Base: 5743B	
●	30" ROUND (with Hole)							Top: C0030RSHWH Base: 23275B
●	30" ROUND (no Hole)				Top: C0030RSH Base: 1330B			Top: C0030RSH Base: 23275B
■	30" SQUARE (with Hole)							Top: C3030SSHWH Base: 23275B
■	30" SQUARE (no Hole)		Top: C3030SSH Base: 5724B	Top: C3030SSH Base: 5723B				Top: C3030SSH Base: 23275B
■	30" x 48" RECTANGLE (no Hole)					Top: C3048XSH Base: 5744B	Top: C3048XSH Base: 5743B	Top: C3048XSH Base: 23275B (x2)
●	36" ROUND (with Hole)							Top: C0036RSH Base: 23275B
●	36" ROUND (no Hole)							Top: C0036RSHNU Base: 23275B
■	36" SQUARE (with Hole)							Top: C3636SSH Base: 23275B
■	36" SQUARE (no Hole)							Top: C3636SSHNU Base: 23275B
●	42" ROUND (with Hole)							Top: C0042RSH Base: 33275B
●	42" ROUND (no Hole)							Top: C0042RSHNU Base: 33275B
■	42" SQUARE (with Hole)							Top: C4242SSH Base: 33275B
■	42" SQUARE (no Hole)							Top: C4242SSHNU Base: 33275B
●	48" ROUND (with Hole)							Top: C0048RSH Base: 33275B
●	48" ROUND (no Hole)							Top: C0048RSHNU Base: 33275B
+	UMBRELLA BASE PLATE (Zinc-plated, Solid-steel)	N/A	N/A	N/A	N/A	N/A	N/A	23UMB or 33UMB (Required with Umbrella)

Note: An umbrella base plate is required when using 23XXX and 33XXX table bases with an umbrella. This zinc-plated, solid-steel umbrella base is available in all frame finishes and attaches to the table base. It can also be used to add weight to any 23XXX and 33XXX table base. Use the 18" umbrella base plate (23UMB) with bases 23275B, 2330B, 2334B, and 2340B. Use the 24" umbrella base plate (33UMB) with bases 33275B, 3330B, 3334B, and 3340B.

1.5" NATURAL EDGE PROFILE
SHOWN IN PEBBLE

*Base features adjustable floor glides for leveling.



Café
Aluminum Base*
H: 29.25"



Café
Steel/Aluminum Base
H: 29.75"



Café
Aluminum Base
H: 30"



Balcony
Aluminum Base*
H: 33.25"



Balcony
Steel/Aluminum Base
H: 33.75"



Bar
Aluminum Base*
H: 39.25"



Bar
Steel/Aluminum Base
H: 39.75"

Top: C2424SSHWH Base: 2330B			Top: C2424SSHWH Base: 2334B		Top: C2424SSHWH Base: 2340B	
Top: C2424SSH Base: 2330B	Top: C2424SSH Base: 1800B		Top: C2424SSH Base: 2334B	Top: C2424SSH Base: 0834B	Top: C2424SSH Base: 2340B	Top: C2424SSH Base: 0800B
Top: C2430XSHWH Base: 2330B			Top: C2430XSHWH Base: 2334B		Top: C2430XSHWH Base: 2340B	
Top: C2430XSH Base: 2330B	Top: C2430XSH Base: 1800B		Top: C2430XSH Base: 2334B	Top: C2430XSH Base: 0834B	Top: C2430XSH Base: 2340B	Top: C2430XSH Base: 0800B
Top: C2436XSHWH Base: 2330B			Top: C2436XSHWH Base: 2334B		Top: C2436XSHWH Base: 2340B	
Top: C2436XSH Base: 2330B	Top: C2436XSH Base: 1800B		Top: C2436XSH Base: 2334B	Top: C2436XSH Base: 0834B	Top: C2436XSH Base: 2340B	Top: C2436XSH Base: 0800B
Top: C0030RSHWH Base: 2330B			Top: C0030RSHWH Base: 2334B		Top: C0030RSHWH Base: 2340B	
Top: C0030RSH Base: 2330B	Top: C0030RSH Base: 1800B		Top: C0030RSH Base: 2334B	Top: C0030RSH Base: 0834B	Top: C0030RSH Base: 2340B	Top: C0030RSH Base: 0800B
Top: C3030SSHWH Base: 2330B			Top: C3030SSHWH Base: 2334B		Top: C3030SSHWH Base: 2340B	
Top: C3030SSH Base: 2330B	Top: C3030SSH Base: 1800B		Top: C3030SSH Base: 2334B	Top: C3030SSH Base: 0834B	Top: C3030SSH Base: 2340B	Top: C3030SSH Base: 0800B
Top: C3048XSH Base: 2330B (x2)	Top: C3048XSH Base: 1800B (x2)	Top: C3048XSH Base: 18ADAB	Top: C3048XSH Base: 2334B (x2)	Top: C3048XSH Base: 0834B (x2)	Top: C3048XSH Base: 2340B (x2)	Top: C3048XSH Base: 0800B (x2)
Top: C0036RSH Base: 2330B			Top: C0036RSH Base: 2334B		Top: C0036RSH Base: 2340B	
Top: C0036RSHNU Base: 2330B	Top: C0036RSHNU Base: 1800B		Top: C0036RSHNU Base: 2334B	Top: C0036RSHNU Base: 0834B	Top: C0036RSHNU Base: 2340B	Top: C0036RSHNU Base: 0800B
Top: C3636SSH Base: 2330B		Top: C3636SSH Base: 18ADAB	Top: C3636SSH Base: 2334B		Top: C3636SSH Base: 2340B	
Top: C3636SSHNU Base: 2330B	Top: C3636SSHNU Base: 1800B	Top: C3636SSHNU Base: 18ADAB	Top: C3636SSHNU Base: 2334B	Top: C3636SSHNU Base: 0834B	Top: C3636SSHNU Base: 2340B	Top: C3636SSHNU Base: 0800B
Top: C0042RSH Base: 3330B			Top: C0042RSH Base: 3334B		Top: C0042RSH Base: 3340B	
Top: C0042RSHNU Base: 3330B			Top: C0042RSHNU Base: 3334B		Top: C0042RSHNU Base: 3340B	
Top: C4242SSH Base: 3330B			Top: C4242SSH Base: 3334B		Top: C4242SSH Base: 3340B	
Top: C4242SSHNU Base: 3330B			Top: C4242SSHNU Base: 3334B		Top: C4242SSHNU Base: 3340B	
Top: C0048RSH Base: 3330B			Top: C0048RSH Base: 3334B		Top: C0048RSH Base: 3340B	
Top: C0048RSHNU Base: 3330B			Top: C0048RSHNU Base: 3334B		Top: C0048RSHNU Base: 3340B	
23UMBP or 33UMBP (Required with Umbrella)	N/A	N/A	23UMBP or 33UMBP (Required with Umbrella)	N/A	23UMBP or 33UMBP (Required with Umbrella)	N/A

Turn the page to view fire table options! →

SHADOW ROCK FIRE TABLES

NATURAL SERIES

The distinct texture and natural colors of Homecrest's Shadow Rock fire tables complement any outdoor furniture set beautifully. These handcrafted fire table tops feature subtle texture with a natural edge and are able to withstand the test of time and weather, season after season. Homecrest fire tables offer a powerful burner (up to 65,000 BTUs) and come standard with your choice of fire jewelry, as well as a secure key and black 3/4" aluminum fire burner riser.



SHOWN IN PHOTO:

ELEMENTS AIR SWIVEL ROCKER CHAT CHAIR | 51AR901
Agate II | Carbon Finish

ELEMENTS AIR SOFA | 51AR430
Agate II | Carbon Finish

ELEMENTS AIR LOVESEAT | 51AR420
Agate II | Carbon Finish

32" x 52" SHADOW ROCK LOUNGE FIRE PIT | 893252XSHTT | 89XNC-JLP BASE
Pebble Top | Carbon Finish | Sapphire Fire Jewelry

18" SQUARE PILLOW | 00018
Canvas Abyss (Sunbrella)

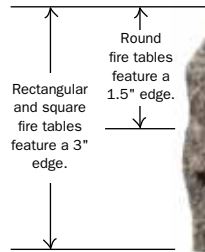
12" x 22" KIDNEY PILLOW | 01222
Surround Sunrise (Sunbrella)

18" SQUARE PILLOW | 00018
Bliss Guava (Sunbrella)

AVAILABLE TOP COLORS



Note: Each top is individually handcrafted and will vary in color. Colors are representations, refer to an actual sample.



3" NATURAL EDGE PROFILE SHOWN IN BOULDER

FIRE TABLES Fire tables feature a 1.5" or 3" natural edge profile.

Note: Each fire table comes standard with a 12" x 24" rectangular or 20" round 65,000 BTU stainless steel black powder-coated burner, external key valve, match-light ignition, 20 lbs of fire jewelry (select one or two colors), and a black 3/4" fire burner riser. The burner is available as either Liquid Propane (XXX-JLP) or Natural Gas (XXX-JNG)—if one is not selected, the burner will default to the Liquid Propane option. The square and rectangular fire tables feature a 3" natural edge profile and the round fire tables feature a 1.5" natural edge profile.



42" LOUNGE
Top: 42SQSHTT
Base: 89SNC (-JLP or -JNG)
H: 21.5"
Use fire table cover 005106



32" x 52" LOUNGE
Top: 893252XSHTT
Base: 89XNC (-JLP or -JNG)
H: 21.5"
Use fire table cover 006139



36" x 60" LOUNGE
Top: 893660XSHTT
Base: 89XNC (-JLP or -JNG)
H: 21.5"
Use fire table cover 006138



42" LOUNGE
Top: 42RSHFPTT
Base: 89RNC (-JLP or -JNG)
H: 21.5"
Use fire table cover 005369



48" LOUNGE
Top: 48RSHFPTT
Base: 89RNC (-JLP or -JNG)
H: 21.5"
Use fire table cover 005108



42" DINING
Top: 42RSHFPTT
Base: 89RDC (-JLP or -JNG)
H: 27.5"
Use fire table cover 005369



48" DINING
Top: 48RSHFPTT
Base: 89RDC (-JLP or -JNG)
H: 27.5"
Use fire table cover 005108



42" BALCONY
Top: 42RSHFPTT
Base: 89RBC (-JLP or -JNG)
H: 34.5"
Use fire table cover 005369



48" BALCONY
Top: 48RSHFPTT
Base: 89RBC (-JLP or -JNG)
H: 34.5"
Use fire table cover 005108

FIRE JEWELRY + ACCESSORIES

Note: When ordering fire jewelry individually (without a fire table), use the six-digit model number. When ordering with a fire table, use the two-digit color code number that is next to the color name.



13 - CRYSTAL ICE
006117



20 - PLATINUM
006124 - Reflective



16 - COPPER
006120 - Reflective



14 - BRONZE
006118 - Reflective



19 - MIDNIGHT BLACK
006123 - Reflective



15 - GUNMETAL
006119 - Reflective



17 - SAPPHIRE
006121 - Reflective



18 - AQUA
006122 - Reflective



01 - CLEAR BEADS
005003



22" BURNER COVER
91004
Smooth aluminum
Use with round burners



14" x 26.25" BURNER COVER
91006
Smooth aluminum
Use with rectangular burners



22.5" GLASS GUARD
005561
H: 6.75"
Use in windy conditions
Use with round burners



15.5" x 28.5" GLASS GUARD
006086
H: 5.8"
Use in windy conditions
Use with rectangular burners

PRODUCT FEATURE

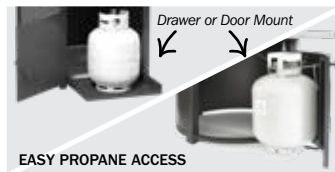
Every Homecrest fire table features easy propane access, a removable key valve for flame control, and a standard burner riser to keep the table surface cool. We also offer glass guards, which are recommended for use in windy conditions to contain the flame.



REMOVABLE KEY VALVE



GLASS GUARD




EASY PROPANE ACCESS



BURNER RISER

LOVE OUR AUTHENTIC

SLATE TOPS





SHOWN IN PHOTO:

ALLURE LEFT OR RIGHT ARM CLUB CHAIR | 117169
Blend Indigo (Sunbrella) | Glacier Finish

ALLURE ARMLESS CLUB CHAIR | 1135A
Blend Indigo (Sunbrella) | Glacier Finish

ALLURE CORNER | 1110A
Blend Indigo (Sunbrella) | Glacier Finish

32" x 52" SLATE LOUNGE FIRE PIT | 893252KSLIT | 89KNC-JIP BASE
Char Top | Glacier Finish | Sapphire Fire Jewelry

12" x 30" KIDNEY PILLOW | 01230
Gateway Indigo (Sunbrella)

18" SQUARE PILLOW | 00018
Spotlight Flame (Discontinued)

18" SQUARE PILLOW | 00018
Gateway Indigo (Sunbrella)

18" SQUARE PILLOW | 00018
Candy Palm (Spotlight)

ALLURE ARMLESS BALCONY STOOL | 1165M
Char Top

36" SLATE BALCONY TABLE | 02436SSLNU | 08349 BASE
Char Top | Onyx Finish

SLATE TABLES

NATURAL SERIES



A welcome addition to any outdoor space, Homecrest's Slate tops feature a rustic elegance that could only be inspired by nature. Cast from the pattern and subtle texture of natural slate and produced using industry-leading technology, Homecrest Slate tops are as beautifully authentic in appearance as they are tough and durable. These smooth-surface tops are a favorite in outdoor spaces across the country and mix seamlessly with pieces from our seating collections.

COMPLETE TABLES | OCCASIONAL, DINING, CAFÉ, BALCONY, + BAR

Note: The complete table units below only require one model number when ordering. Height listed is the complete table height and can vary up to 1/4". Table tops feature a 1.5" natural edge profile.



●	24" ROUND (no Hole)	Top + Base: 3724RSL	Top + Base: 3723RSL					
●	42" ROUND (with Hole)			Top + Base: 3742RDSL				
●	42" ROUND (no Hole)			Top + Base: 3742RDSLNU				
■	42" SQUARE (with Hole)				Top + Base: 3742SDSL	Top + Base: 2542SDSL		
■	42" SQUARE (no Hole)				Top + Base: 3742SDSLNU	Top + Base: 2542SDSLNU		
■	42" x 62" RECTANGLE (with Hole)							Top + Base: 254262DSL
●	42" x 72" OVAL (with Hole)					Top + Base: 374272DSL		
■	42" x 82" RECTANGLE (with Hole)							Top + Base: 254282DSL
●	44" x 84" OVAL (with Hole)					Top + Base: 374484DSL		
●	48" ROUND (with Hole)			Top + Base: 3748RDSL				
+	LIFT KIT (Convert Dining to Café Height)	N/A	N/A	KIT175 (Adds 1.75" in Height)	KIT175 (Adds 1.75" in Height)	N/A	KIT175 (Adds 1.75" in Height)	N/A

Note: The Natural Series 37XX dining table base (27.5" in height) is designed to easily convert to a café table base (29.25" in height) by adding a Lift Kit (KIT175). Simply attach the hardware to the base frame for an additional 1.75" in height. The Lift Kit can be removed to convert the café table base back to a dining table base. Lift Kits are available in all finishes.



AVAILABLE TOP COLORS



Each top is individually handcrafted and will vary in color. Colors are representations, refer to an actual sample. Homecrest tables and table tops with an umbrella hole come with a coordinating resin plug.




			Top + Base: 3742RBSL								
			Top + Base: 3742RBSLNU								
	Top + Base: 2542SFSL			Top + Base: 3742SBSL	Top + Base: 2542SBSL					Top + Base: 2542SBRSL	
	Top + Base: 2542SFSLNU			Top + Base: 3742SBSLNU	Top + Base: 2542SBSLNU					Top + Base: 2542SBRSLNU	
Top + Base: 374262DSL		Top + Base: 254262FSL						Top + Base: 254262BSL	Top + Base: 374262BSL		Top + Base: 254262BRSL
							Top + Base: 374272BSL				
Top + Base: 374282DSL		Top + Base: 254282FSL						Top + Base: 254282BSL	Top + Base: 374282BSL		Top + Base: 254282BRSL
							Top + Base: 374484BSL				
			Top + Base: 3748RBSL								
KIT175 (Adds 1.75" in Height)	N/A	N/A	N/A	N/A	N/A	N/A	N/A	N/A	N/A	N/A	N/A

Turn the page to view more table options! →

SLATE TABLES

NATURAL SERIES

AVAILABLE TOP COLORS




TOP + TABLE BASE COMBINATIONS | OCCASIONAL, DINING, CAFÉ, BALCONY, + BAR

Note: Use BOTH top and base model numbers when ordering. Height listed is the complete table height and can vary up to 1/4". Table tops feature a 1.5" natural edge profile.



■	24" SQUARE (with Hole)							Top: C2424SSLWH Base: 23275B
■	24" SQUARE (no Hole)	Top: C2424SSL Base: 1122B	Top: C2424SSL Base: 5724B	Top: C2424SSL Base: 5723B				Top: C2424SSL Base: 23275B
■	24" x 30" RECTANGLE (with Hole)							Top: C2430XSLWH Base: 23275B
■	24" x 30" RECTANGLE (no Hole)	Top: C2430XSL Base: 1122B	Top: C2430XSL Base: 5724B	Top: C2430XSL Base: 5723B				Top: C2430XSL Base: 23275B
■	24" x 36" RECTANGLE (with Hole)							Top: C2436XSLWH Base: 23275B
■	24" x 36" RECTANGLE (no Hole)							Top: C2436XSL Base: 23275B
■	26" x 44" RECTANGLE (no Hole)					Top: C2644XSL Base: 5744B	Top: C2644XSL Base: 5743B	
●	30" ROUND (with Hole)							Top: C0030RSLWH Base: 23275B
●	30" ROUND (no Hole)				Top: C0030RSL Base: 1330B			Top: C0030RSL Base: 23275B
■	30" SQUARE (with Hole)							Top: C3030SSLWH Base: 23275B
■	30" SQUARE (no Hole)		Top: C3030SSL Base: 5724B	Top: C3030SSL Base: 5723B				Top: C3030SSL Base: 23275B
■	30" x 48" RECTANGLE (no Hole)					Top: C3048XSL Base: 5744B	Top: C3048XSL Base: 5743B	Top: C3048XSL Base: 23275B (x2)
●	36" ROUND (with Hole)							Top: C0036RSL Base: 23275B
●	36" ROUND (no Hole)							Top: C0036RSLNU Base: 23275B
■	36" SQUARE (with Hole)							Top: C3636SSL Base: 23275B
■	36" SQUARE (no Hole)							Top: C3636SSLNU Base: 23275B
●	42" ROUND (with Hole)							Top: C0042RSL Base: 33275B
●	42" ROUND (no Hole)							Top: C0042RSLNU Base: 33275B
■	42" SQUARE (with Hole)							Top: C4242SSL Base: 33275B
■	42" SQUARE (no Hole)							Top: C4242SSLNU Base: 33275B
●	48" ROUND (with Hole)							Top: C0048RSL Base: 33275B
●	48" ROUND (no Hole)							Top: C0048RSLNU Base: 33275B
+	UMBRELLA BASE PLATE (Zinc-plated, Solid-steel)	N/A	N/A	N/A	N/A	N/A	N/A	23UMB or 33UMB (Required with Umbrella)

Note: An umbrella base plate is required when using 23XXX and 33XXX table bases with an umbrella. This zinc-plated, solid-steel umbrella base is available in all frame finishes and attaches to the table base. It can also be used to add weight to any 23XXX and 33XXX table base. Use the 18" umbrella base plate (23UMB) with bases 23275B, 2330B, 2334B, and 2340B. Use the 24" umbrella base plate (33UMB) with bases 33275B, 3330B, 3334B, and 3340B.



1.5" NATURAL EDGE PROFILE
SHOWN IN CHAR

*Base features adjustable floor glides for leveling.



Top: C2424SSLWH Base: 2330B			Top: C2424SSLWH Base: 2334B		Top: C2424SSLWH Base: 2340B	
Top: C2424SSL Base: 2330B	Top: C2424SSL Base: 1800B		Top: C2424SSL Base: 2334B	Top: C2424SSL Base: 0834B	Top: C2424SSL Base: 2340B	Top: C2424SSL Base: 0800B
Top: C2430XSLWH Base: 2330B			Top: C2430XSLWH Base: 2334B		Top: C2430XSLWH Base: 2340B	
Top: C2430XSL Base: 2330B	Top: C2430XSL Base: 1800B		Top: C2430XSL Base: 2334B	Top: C2430XSL Base: 0834B	Top: C2430XSL Base: 2340B	Top: C2430XSL Base: 0800B
Top: C2436XSLWH Base: 2330B			Top: C2436XSLWH Base: 2334B		Top: C2436XSLWH Base: 2340B	
Top: C2436XSL Base: 2330B	Top: C2436XSL Base: 1800B		Top: C2436XSL Base: 2334B	Top: C2436XSL Base: 0834B	Top: C2436XSL Base: 2340B	Top: C2436XSL Base: 0800B
Top: C0030RSLWH Base: 2330B			Top: C0030RSLWH Base: 2334B		Top: C0030RSLWH Base: 2340B	
Top: C0030RSL Base: 2330B	Top: C0030RSL Base: 1800B		Top: C0030RSL Base: 2334B	Top: C0030RSL Base: 0834B	Top: C0030RSL Base: 2340B	Top: C0030RSL Base: 0800B
Top: C3030SSLWH Base: 2330B			Top: C3030SSLWH Base: 2334B		Top: C3030SSLWH Base: 2340B	
Top: C3030SSL Base: 2330B	Top: C3030SSL Base: 1800B		Top: C3030SSL Base: 2334B	Top: C3030SSL Base: 0834B	Top: C3030SSL Base: 2340B	Top: C3030SSL Base: 0800B
Top: C3048XSL Base: 2330B (x2)	Top: C3048XSL Base: 1800B (x2)	Top: C3048XSL Base: 18ADAB	Top: C3048XSL Base: 2334B (x2)	Top: C3048XSL Base: 0834B (x2)	Top: C3048XSL Base: 2340B (x2)	Top: C3048XSL Base: 0800B (x2)
Top: C0036RSL Base: 2330B			Top: C0036RSL Base: 2334B		Top: C0036RSL Base: 2340B	
Top: C0036RSLNU Base: 2330B	Top: C0036RSLNU Base: 1800B		Top: C0036RSLNU Base: 2334B	Top: C0036RSLNU Base: 0834B	Top: C0036RSLNU Base: 2340B	Top: C0036RSLNU Base: 0800B
Top: C3636SSL Base: 2330B		Top: C3636SSL Base: 18ADAB	Top: C3636SSL Base: 2334B		Top: C3636SSL Base: 2340B	
Top: C3636SSLNU Base: 2330B	Top: C3636SSLNU Base: 1800B	Top: C3636SSLNU Base: 18ADAB	Top: C3636SSLNU Base: 2334B	Top: C3636SSLNU Base: 0834B	Top: C3636SSLNU Base: 2340B	Top: C3636SSLNU Base: 0800B
Top: C0042RSL Base: 3330B			Top: C0042RSL Base: 3334B		Top: C0042RSL Base: 3340B	
Top: C0042RSLNU Base: 3330B			Top: C0042RSLNU Base: 3334B		Top: C0042RSLNU Base: 3340B	
Top: C4242SSL Base: 3330B			Top: C4242SSL Base: 3334B		Top: C4242SSL Base: 3340B	
Top: C4242SSLNU Base: 3330B			Top: C4242SSLNU Base: 3334B		Top: C4242SSLNU Base: 3340B	
Top: C0048RSL Base: 3330B			Top: C0048RSL Base: 3334B		Top: C0048RSL Base: 3340B	
Top: C0048RSLNU Base: 3330B			Top: C0048RSLNU Base: 3334B		Top: C0048RSLNU Base: 3340B	
23UMB or 33UMB (Required with Umbrella)	N/A	N/A	23UMB or 33UMB (Required with Umbrella)	N/A	23UMB or 33UMB (Required with Umbrella)	N/A

Turn the page to view fire table options! →

SLATE FIRE TABLES

NATURAL SERIES

Rustic yet elegant, Homecrest's handcrafted Slate fire tables are a refreshing addition to any outdoor space. Featuring authentic patterns and subtle textures, these smooth-surface fire tables are cast from natural slate and are available in a variety of colors. Our Slate fire tables are as beautiful as they are durable. Homecrest fire tables offer a powerful burner (up to 65,000 BTUs) and come standard with your choice of fire jewelry, as well as a secure key and black 3/4" aluminum fire burner riser.



SHOWN IN PHOTO:

GRACE RIGHT ARM LOVESEAT | 1042R
Cast Silver | Carbon Finish

GRACE LEFT ARM LOVESEAT | 1042L
Cast Silver | Carbon Finish

GRACE CORNER | 10100
Cast Silver | Carbon Finish


32" x 52" SLATE LOUNGE FIRE PIT | 893252XSLTT | 89" HD-JL BASE
Dtm Top | Carbon Finish | Gunmetal Fire Jewelry

18" SQUARE PILLOW | 00018
Canvas Parrot (Discontinued)


12" x 22" KIDNEY PILLOW | 01222
Bravada LimeLight (Discontinued)

18" SQUARE PILLOW | 00018
Canvas Air Blue (Santarella)


AVAILABLE TOP COLORS




70 - CHAR



21 - DRIFT




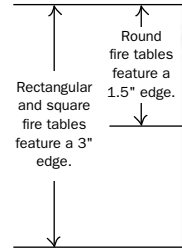
73 - DUNE



75 - FROST



20 - SEQUOIA



Note: Each top is individually handcrafted and will vary in color. Colors are representations, refer to an actual sample.

FIRE TABLES Fire tables feature a 1.5" or 3" natural edge profile.

Note: Each fire table comes standard with a 12" x 24" rectangular or 20" round 65,000 BTU stainless steel black powder-coated burner, external key valve, match-light ignition, 20 lbs of fire jewelry (select one or two colors), and a black 3/4" fire burner riser. The burner is available as either Liquid Propane (XXX-JLP) or Natural Gas (XXX-JNG)—if one is not selected, the burner will default to the Liquid Propane option. The square and rectangular fire tables feature a 3" natural edge profile and the round fire tables feature a 1.5" natural edge profile.



42" LOUNGE
Top: 42SQSLTT
Base: 89SNC (-JLP or -JNG)
H: 21.5"
Use fire table cover 005106



32" x 52" LOUNGE
Top: 893252XSLTT
Base: 89XNC (-JLP or -JNG)
H: 21.5"
Use fire table cover 006139



36" x 60" LOUNGE
Top: 893660XSLTT
Base: 89XNC (-JLP or -JNG)
H: 21.5"
Use fire table cover 006138



42" LOUNGE
Top: 42RSLFPTT
Base: 89RNC (-JLP or -JNG)
H: 21.5"
Use fire table cover 005369



48" LOUNGE
Top: 48RSLFPTT
Base: 89RNC (-JLP or -JNG)
H: 21.5"
Use fire table cover 005108



42" DINING
Top: 42RSLFPTT
Base: 89RDC (-JLP or -JNG)
H: 27.5"
Use fire table cover 005369



48" DINING
Top: 48RSLFPTT
Base: 89RDC (-JLP or -JNG)
H: 27.5"
Use fire table cover 005108



42" BALCONY
Top: 42RSLFPTT
Base: 89RBC (-JLP or -JNG)
H: 34.5"
Use fire table cover 005369



48" BALCONY
Top: 48RSLFPTT
Base: 89RBC (-JLP or -JNG)
H: 34.5"
Use fire table cover 005108

FIRE JEWELRY + ACCESSORIES

Note: When ordering fire jewelry individually (without a fire table), use the six-digit model number. When ordering with a fire table, use the two-digit color code number that is next to the color name.



13 - CRYSTAL ICE
006117



20 - PLATINUM
006124 - Reflective



16 - COPPER
006120 - Reflective



14 - BRONZE
006118 - Reflective



19 - MIDNIGHT BLACK
006123 - Reflective



15 - GUNMETAL
006119 - Reflective



17 - SAPPHIRE
006121 - Reflective



18 - AQUA
006122 - Reflective



01 - CLEAR BEADS
005003



22" BURNER COVER
91004
Smooth aluminum
Use with round burners



14" x 26.25" BURNER COVER
91006
Smooth aluminum
Use with rectangular burners



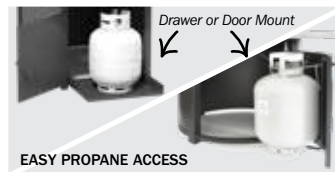
22.5" GLASS GUARD
005561
H: 6.75"
Use in windy conditions
Use with round burners



15.5" x 28.5" GLASS GUARD
006086
H: 5.8"
Use in windy conditions
Use with rectangular burners

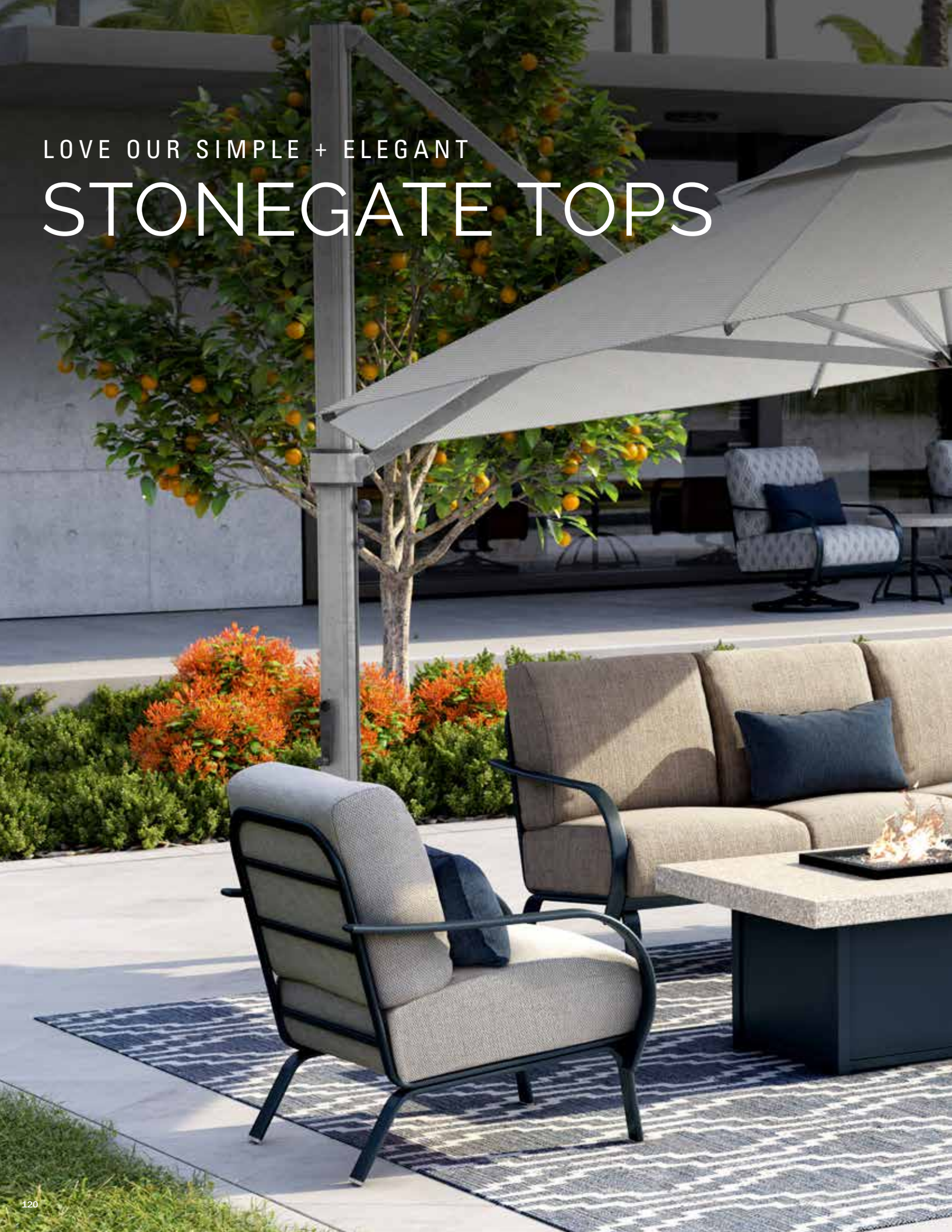
PRODUCT FEATURE

Every Homecrest fire table features easy propane access, a removable key valve for flame control, and a standard burner riser to keep the table surface cool. We also offer glass guards, which are recommended for use in windy conditions to contain the flame.



LOVE OUR SIMPLE + ELEGANT

STONEGATE TOPS



SHOWN IN PHOTO:

ANTHEM CHAT CHAIR | 7237A
Bliss Linen (Sunbrella) | Indigo Finish

ANTHEM SOFA | 7243A
Bliss Linen (Sunbrella) | Indigo Finish

32" x 52" STONEGATE LOUNGE FIRE PIT | 893252XSQT | 89XNC-JLP BASE
Pebble Top | Indigo Finish | Gunmetal Fire Jewelry

11' SOL UMBRELLA | 868ARU | ARU-DP BASE
White (Recacril) | Brushed Silver Umbrella Pole


ANTHEM SWIVEL ROCKER CHAT CHAIR | 4190A
Solve Denim (Sunbrella) | Indigo Finish

30" STONEGATE ADJUSTABLE TABLE | C0030RSG | 1330B BASE
Pebble Top | Indigo Finish

12" x 22" KIDNEY PILLOW | 01222
Spectrum Indigo (Sunbrella)

STELLA HIGH BACK SWIVEL ROCKER | 7A910
Kozo | Glacier Welt | Indigo Finish

42" x 84" STONEGATE DINING TABLE | 254284DSG
Pebble Top | Onyx Finish



STONEGATE TABLES

NATURAL SERIES



Featuring the dramatic beauty of natural rock, our Stonegate tops combine natural elements with modern finishes for style and durability. Stonegate is designed to withstand the elements and is available in many shapes and heights. Its clean simplicity and straight-edge finish gives Stonegate an on-trend appearance and allows it to adapt to a wide range of design applications, whether residential or commercial.

COMPLETE TABLES | OCCASIONAL, DINING, CAFÉ, BALCONY, + BAR

Note: The complete table units below only require one model number when ordering. Height listed is the complete table height and can vary up to 1/4". Table tops feature a 2" straight edge profile.




	Side Aluminum Base H: 15.5"	End Aluminum Base H: 19.5"	Corner Aluminum Base H: 16.5"	Corner Aluminum Base H: 21.5"	Dining/Café Aluminum Base H: 27.5"	Dining/Café Aluminum Base H: 27.5"	Dining Aluminum Base H: 27.5"	Dining Aluminum Base H: 27.5"
● 24" ROUND (no Hole)	Top + Base: 3724RSG	Top + Base: 3723RSG						
▲ 37.5" x 24" TRAPEZOID (no Hole)			Top + Base: 1310016SG	Top + Base: 1310020SG				
● 42" ROUND (with Hole)					Top + Base: 3742RDSG			
● 42" ROUND (no Hole)					Top + Base: 3742RDSGNU			
■ 42" SQUARE (with Hole)						Top + Base: 3742SDSG	Top + Base: 2542SDSG	
■ 42" SQUARE (no Hole)						Top + Base: 3742SDSGGNU	Top + Base: 2542SDSGGNU	
■ 42" x 62" RECTANGLE (with Hole)								Top + Base: 254262DSG
■ 42" x 84" RECTANGLE (with Hole)								Top + Base: 254284DSG
● 54" ROUND (with Hole)					Top + Base: 3754RDSG			
+ LIFT KIT (Convert Dining to Café Height)	N/A	N/A	N/A	N/A	KIT175 (Adds 1.75" in Height)	KIT175 (Adds 1.75" in Height)	N/A	N/A

Note: The Natural Series 37XX dining table base (27.5" in height) is designed to easily convert to a café table base (29.25" in height) by adding a Lift Kit (KIT175). Simply attach the hardware to the base frame for an additional 1.75" in height. The Lift Kit can be removed to convert the café table base back to a dining table base. Lift Kits are available in all finishes.



AVAILABLE TOP COLORS



Each top is individually handcrafted and will vary in color. Colors are representations, refer to an actual sample. Homecrest tables and table tops with an umbrella hole come with a coordinating resin plug.



Dining/Café
Aluminum Base
H: 27.5"



Café
Aluminum Base
H: 30.25"



Café
Aluminum Base
H: 30.25"



Balcony
Aluminum Base
H: 34.25"



Balcony
Aluminum Base
H: 34.25"



Balcony
Aluminum Base
H: 34.25"



Balcony
Aluminum Base
H: 34.25"



Balcony
Aluminum Base
H: 34.25"



Bar
Aluminum Base
H: 40"



Bar
Aluminum Base
H: 40"

			Top + Base: 3742RBSG						
			Top + Base: 3742RBSGNU						
	Top + Base: 2542SFSG			Top + Base: 3742SBSG	Top + Base: 2542SBSG			Top + Base: 2542SBRSG	
	Top + Base: 2542SFSGNU			Top + Base: 3742SBSGNU	Top + Base: 2542SBSGNU			Top + Base: 2542SBRSGNU	
Top + Base: 374262DSG		Top + Base: 254262FSG				Top + Base: 254262BSG	Top + Base: 374262BBSG		Top + Base: 254262BRSG
Top + Base: 374284DSG		Top + Base: 254284FSG				Top + Base: 254284BSG	Top + Base: 374284BBSG		Top + Base: 254284BRSG
			Top + Base: 3754RBSG						
KIT175 (Adds 1.75" in Height)	N/A	N/A	N/A	N/A	N/A	N/A	N/A	N/A	N/A

Turn the page to view more table options! →

STONEGATE TABLES

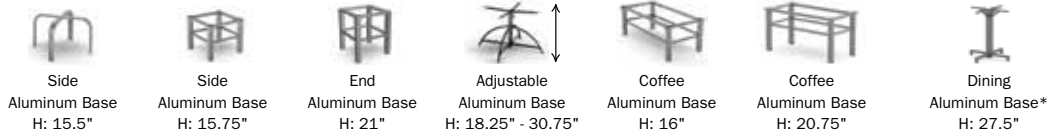
NATURAL SERIES

AVAILABLE TOP COLORS



TOP + TABLE BASE COMBINATIONS | OCCASIONAL, DINING, CAFÉ, BALCONY, + BAR

Note: Use BOTH top and base model numbers when ordering. Height listed is the complete table height and can vary up to 1/4". Table tops feature a 2" straight edge profile.



■	24" SQUARE (with Hole)							Top: C2424SSGWH Base: 23275B
■	24" SQUARE (no Hole)	Top: C2424SSG Base: 1122B	Top: C2424SSG Base: 5724B	Top: C2424SSG Base: 5723B				Top: C2424SSG Base: 23275B
■	24" x 30" RECTANGLE (with Hole)							Top: C2430XSGWH Base: 23275B
■	24" x 30" RECTANGLE (no Hole)	Top: C2430XSG Base: 1122B	Top: C2430XSG Base: 5724B	Top: C2430XSG Base: 5723B				Top: C2430XSG Base: 23275B
■	24" x 36" RECTANGLE (with Hole)							Top: C2436XSGWH Base: 23275B
■	24" x 36" RECTANGLE (no Hole)							Top: C2436XSG Base: 23275B
■	26" x 44" RECTANGLE (no Hole)					Top: C2644XSG Base: 5744B	Top: C2644XSG Base: 5743B	
●	30" ROUND (with Hole)							Top: C0030RSGWH Base: 23275B
●	30" ROUND (no Hole)				Top: C0030RSG Base: 1330B			Top: C0030RSG Base: 23275B
■	30" SQUARE (with Hole)							Top: C3030SSGWH Base: 23275B
■	30" SQUARE (no Hole)		Top: C3030SSG Base: 5724B	Top: C3030SSG Base: 5723B				Top: C3030SSG Base: 23275B
■	30" x 48" RECTANGLE (no Hole)					Top: C3048XSG Base: 5744B	Top: C3048XSG Base: 5743B	Top: C3048XSG Base: 23275B (x2)
●	36" ROUND (with Hole)							Top: C0036RSG Base: 23275B
●	36" ROUND (no Hole)							Top: C0036RSGNU Base: 23275B
■	36" SQUARE (with Hole)							Top: C3636SSG Base: 23275B
■	36" SQUARE (no Hole)							Top: C3636SSGNU Base: 23275B
●	42" ROUND (with Hole)							Top: C0042RSG Base: 33275B
●	42" ROUND (no Hole)							Top: C0042RSGNU Base: 33275B
■	42" SQUARE (with Hole)							Top: C4242SSG Base: 33275B
■	42" SQUARE (no Hole)							Top: C4242SSGNU Base: 33275B
+	UMBRELLA BASE PLATE (Zinc-plated, Solid-steel)	N/A	N/A	N/A	N/A	N/A	N/A	23UMBP or 33UMBP (Required with Umbrella)

Note: An umbrella base plate is required when using 23XXX and 33XXX table bases with an umbrella. This zinc-plated, solid-steel umbrella base is available in all frame finishes and attaches to the table base. It can also be used to add weight to any 23XXX and 33XXX table base. Use the 18" umbrella base plate (23UMBP) with bases 23275B, 2330B, 2334B, and 2340B. Use the 24" umbrella base plate (33UMBP) with bases 33275B, 3330B, 3334B, and 3340B.

2" STRAIGHT EDGE PROFILE
SHOWN IN MIDNIGHT

*Base features adjustable floor glides for leveling.



Top: C2424SSGWH Base: 2330B			Top: C2424SSGWH Base: 2334B		Top: C2424SSGWH Base: 2340B	
Top: C2424SSG Base: 2330B	Top: C2424SSG Base: 1800B		Top: C2424SSG Base: 2334B	Top: C2424SSG Base: 0834B	Top: C2424SSG Base: 2340B	Top: C2424SSG Base: 0800B
Top: C2430XSGWH Base: 2330B			Top: C2430XSGWH Base: 2334B		Top: C2430XSGWH Base: 2340B	
Top: C2430XSG Base: 2330B	Top: C2430XSG Base: 1800B		Top: C2430XSG Base: 2334B	Top: C2430XSG Base: 0834B	Top: C2430XSG Base: 2340B	Top: C2430XSG Base: 0800B
Top: C2436XSGWH Base: 2330B			Top: C2436XSGWH Base: 2334B		Top: C2436XSGWH Base: 2340B	
Top: C2436XSG Base: 2330B	Top: C2436XSG Base: 1800B		Top: C2436XSG Base: 2334B	Top: C2436XSG Base: 0834B	Top: C2436XSG Base: 2340B	Top: C2436XSG Base: 0800B
Top: C0030RSGWH Base: 2330B			Top: C0030RSGWH Base: 2334B		Top: C0030RSGWH Base: 2340B	
Top: C0030RSG Base: 2330B	Top: C0030RSG Base: 1800B		Top: C0030RSG Base: 2334B	Top: C0030RSG Base: 0834B	Top: C0030RSG Base: 2340B	Top: C0030RSG Base: 0800B
Top: C3030SSGWH Base: 2330B			Top: C3030SSGWH Base: 2334B		Top: C3030SSGWH Base: 2340B	
Top: C3030SSG Base: 2330B	Top: C3030SSG Base: 1800B		Top: C3030SSG Base: 2334B	Top: C3030SSG Base: 0834B	Top: C3030SSG Base: 2340B	Top: C3030SSG Base: 0800B
Top: C3048XSG Base: 2330B (x2)	Top: C3048XSG Base: 1800B (x2)	Top: C3048XSG Base: 18ADAB	Top: C3048XSG Base: 2334B (x2)	Top: C3048XSG Base: 0834B (x2)	Top: C3048XSG Base: 2340B (x2)	Top: C3048XSG Base: 0800B (x2)
Top: C0036RSG Base: 2330B			Top: C0036RSG Base: 2334B		Top: C0036RSG Base: 2340B	
Top: C0036RSGNU Base: 2330B	Top: C0036RSGNU Base: 1800B		Top: C0036RSGNU Base: 2334B	Top: C0036RSGNU Base: 0834B	Top: C0036RSGNU Base: 2340B	Top: C0036RSGNU Base: 0800B
Top: C3636SSG Base: 2330B		Top: C3636SSG Base: 18ADAB	Top: C3636SSG Base: 2334B		Top: C3636SSG Base: 2340B	
Top: C3636SSGNU Base: 2330B	Top: C3636SSGNU Base: 1800B	Top: C3636SSGNU Base: 18ADAB	Top: C3636SSGNU Base: 2334B	Top: C3636SSGNU Base: 0834B	Top: C3636SSGNU Base: 2340B	Top: C3636SSGNU Base: 0800B
Top: C0042RSG Base: 3330B			Top: C0042RSG Base: 3334B		Top: C0042RSG Base: 3340B	
Top: C0042RSGNU Base: 3330B			Top: C0042RSGNU Base: 3334B		Top: C0042RSGNU Base: 3340B	
Top: C4242SSG Base: 3330B			Top: C4242SSG Base: 3334B		Top: C4242SSG Base: 3340B	
Top: C4242SSGNU Base: 3330B			Top: C4242SSGNU Base: 3334B		Top: C4242SSGNU Base: 3340B	
23UMBP or 33UMBP (Required with Umbrella)	N/A	N/A	23UMBP or 33UMBP (Required with Umbrella)	N/A	23UMBP or 33UMBP (Required with Umbrella)	N/A

Turn the page to view fire table options! →

STONEGATE FIRE TABLES

NATURAL SERIES

Stonegate fire tables feature the dramatic beauty of natural rock and a clean, straight-edge finish to create a versatile design. Combining traditional elements with modern finishes, Stonegate is made for style and durability. These fire tables are on-trend yet timeless and perfect for both residential and commercial applications. Homecrest fire tables offer a powerful burner (up to 65,000 BTUs) and come standard with your choice of fire jewelry, as well as a secure key and black 3/4" aluminum fire burner riser.



SHOWN IN PHOTO:

GRACE LOVESEAT | 10421

Hot Shot Hemp (Discontinued) | Niko Finish

GRACE SOFA | 10431

Hot Shot Hemp (Discontinued) | Niko Finish

GRACE CHAT CHAIR | 10391

Accord Jade (Discontinued) | Hot Shot Hemp Back (Discontinued) | Niko Finish

GRACE OTTOMAN | 10120

Accord Jade (Discontinued) | Niko Finish

GRACE LOW BACK DINING CHAIR | 10370

Glacier | Glacier Welt | Niko Finish

20" SQUARE PILLOW | 00020

Accord Jade (Discontinued)

18" SQUARE PILLOW | 00018

Sierra Turquoise (Discontinued)

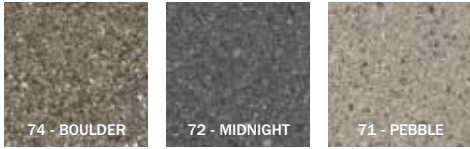
42" STONEGATE LOUNGE FIRE PIT | 42SQSGTT | 89SNC-JLP BASE

Pebble Top | Niko Finish | Aqua Fire Jewelry

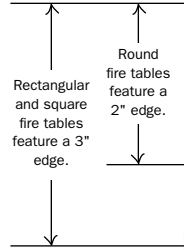
42" x 84" STONEGATE DINING TABLE | 374284DSG

Pebble Top | Niko Finish

AVAILABLE TOP COLORS



Note: Each top is individually handcrafted and will vary in color. Colors are representations, refer to an actual sample.



3" STRAIGHT EDGE PROFILE SHOWN IN BOULDER

FIRE TABLES Fire tables feature a 2" or 3" straight edge profile.

Note: Each fire table comes standard with a 12" x 24" rectangular or 20" round 65,000 BTU stainless steel black powder-coated burner, external key valve, match-light ignition, 20 lbs of fire jewelry (select one or two colors), and a black 3/4" fire burner riser. The burner is available as either Liquid Propane (XXX-JLP) or Natural Gas (XXX-JNG)—if one is not selected, the burner will default to the Liquid Propane option. The square and rectangular fire tables feature a 3" straight edge profile and the round fire tables feature a 2" straight edge profile.



42" LOUNGE
Top: 42SQSGTT
Base: 89SNC (-JLP or -JNG)
H: 21.5"
Use fire table cover 005106



32" x 52" LOUNGE
Top: 893252XSGTT
Base: 89XNC (-JLP or -JNG)
H: 21.5"
Use fire table cover 006139



36" x 60" LOUNGE
Top: 893660XSGTT
Base: 89XNC (-JLP or -JNG)
H: 21.5"
Use fire table cover 006138



42" LOUNGE
Top: 42RSGFPTT
Base: 89RNC (-JLP or -JNG)
H: 21.5"
Use fire table cover 005369



54" LOUNGE
Top: 54RSGFPTT
Base: 89RNC (-JLP or -JNG)
H: 21.5"
Use fire table cover 005108



42" DINING
Top: 42RSGFPTT
Base: 89RDC (-JLP or -JNG)
H: 27.5"
Use fire table cover 005369



54" DINING
Top: 54RSGFPTT
Base: 89RDC (-JLP or -JNG)
H: 27.5"
Use fire table cover 005108



42" BALCONY
Top: 42RSGFPTT
Base: 89RBC (-JLP or -JNG)
H: 34.5"
Use fire table cover 005369



54" BALCONY
Top: 54RSGFPTT
Base: 89RBC (-JLP or -JNG)
H: 34.5"
Use fire table cover 005108

FIRE JEWELRY + ACCESSORIES

Note: When ordering fire jewelry individually (without a fire table), use the six-digit model number. When ordering with a fire table, use the two-digit color code number that is next to the color name.



13 - CRYSTAL ICE
006117



20 - PLATINUM
006124 - Reflective



16 - COPPER
006120 - Reflective



14 - BRONZE
006118 - Reflective



19 - MIDNIGHT BLACK
006123 - Reflective



15 - GUNMETAL
006119 - Reflective



17 - SAPPHIRE
006121 - Reflective



18 - AQUA
006122 - Reflective



01 - CLEAR BEADS
005003



22" BURNER COVER
91004
Smooth aluminum
Use with round burners



14" x 26.25" BURNER COVER
91006
Smooth aluminum
Use with rectangular burners



22.5" GLASS GUARD
005561
H: 6.75"
Use in windy conditions
Use with round burners



15.5" x 28.5" GLASS GUARD
006086
H: 5.8"
Use in windy conditions
Use with rectangular burners

PRODUCT FEATURE

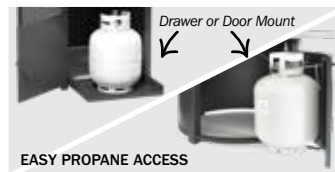
Every Homecrest fire table features easy propane access, a removable key valve for flame control, and a standard burner riser to keep the table surface cool. We also offer glass guards, which are recommended for use in windy conditions to contain the flame.



REMOVABLE KEY VALVE



GLASS GUARD




EASY PROPANE ACCESS



BURNER RISER

LOVE OUR TRENDY

TIMBER TOPS





SHOWN IN PHOTO:

GRACE SWIVEL CHAT CHAIR | 10991
Echo Ash (Sunbrella) | Glacier Finish

12" x 22" KIDNEY PILLOW | 01222
Spectrum Indigo (Sunbrella)

42" TIMBER LOUNGE FIRE PIT | 42SQMTT | 89SNC-JIP BASE
Drift Top | Glacier Finish | Aqua Fire Jewelry

GRACE RIGHT ARM LOVESEAT | 1042R
Echo Ash (Sunbrella) | Glacier Finish

GRACE LEFT ARM LOVESEAT | 1042L
Echo Ash (Sunbrella) | Glacier Finish

GRACE CORNER | 10100
Echo Ash (Sunbrella) | Glacier Finish

GRACE OTTOMAN | 10120
Echo Ash (Sunbrella) | Glacier Finish

24" TIMBER END TABLE | C2424STM | 5723B BASE
Drift Top | Glacier Finish

GRACE CHAT CHAIR | 10391
Hybrid Sky (Discontinued) | Glacier Finish

20" SQUARE PILLOW | 00020
Gateway Mist (Sunbrella)

18" SQUARE PILLOW | 00018
Hybrid Sky (Discontinued)

18" SQUARE PILLOW | 00018
Spectrum Indigo (Sunbrella)

16" SQUARE PILLOW | 00016
Spectrum Indigo (Sunbrella)

GRACE LOW BACK DINING CHAIR | 10370
Storm/Titan | Storm/Titan Welt | Glacier Finish

48" TIMBER DINING TABLE | 2548SDTMNU
Drift Top | Glacier Finish

TIMBER TABLES

NATURAL SERIES



Cast from beautiful reclaimed wood tables, our popular Timber collection is on trend and timeless. Using the same technology we use in all Natural Series tops, we are able to achieve a look that is marvelously realistic while retaining the outstanding outdoor performance characteristics you expect from Homecrest.

COMPLETE TABLES | OCCASIONAL, DINING, CAFÉ, BALCONY, + BAR

Note: The complete table units below only require one model number when ordering. Height listed is the complete table height and can vary up to 1/4". Table tops feature a 1.75" straight edge profile.



Chat
Aluminum Base
H: 21.25"



Dining/Café
Aluminum Base
H: 27.5"



Dining/Café
Aluminum Base
H: 27.5"



Dining
Aluminum Base
H: 27.5"



Dining
Aluminum Base
H: 27.5"




Café
Aluminum Base
H: 30.25"

●	42" ROUND (with Hole)		Top + Base: 3742RDTM			
●	42" ROUND (no Hole)	Top + Base: 3742RCTMNU	Top + Base: 3742RDTMNU			
■	42" SQUARE (with Hole)		Top + Base: 3742SDTM	Top + Base: 2542SDTM		Top + Base: 2542SFTM
■	42" SQUARE (no Hole)		Top + Base: 3742SDTMNU	Top + Base: 2542SDTMNU		Top + Base: 2542SFTMNU
■	48" SQUARE (with Hole)			Top + Base: 2548SDTM		Top + Base: 2548SFTM
■	48" SQUARE (no Hole)			Top + Base: 2548SDTMNU		Top + Base: 2548SFTMNU
●	54" ROUND (with Hole)		Top + Base: 3754RDTM			
●	54" ROUND (no Hole)	Top + Base: 3754RCTMNU	Top + Base: 3754RDTMNU			
■	42" x 62" RECTANGLE (with Hole)				Top + Base: 254262DTM	
■	42" x 62" RECTANGLE (no Hole)				Top + Base: 254262DTMNU	
■	42" x 84" RECTANGLE (with Hole)				Top + Base: 254284DTM	
■	42" x 84" RECTANGLE (no Hole)				Top + Base: 254284DTMNU	
+	LIFT KIT (Convert Dining to Café Height)	N/A	KIT175 (Adds 1.75" in Height)	KIT175 (Adds 1.75" in Height)	N/A	N/A

Note: The Natural Series 37XX dining table base (27.5" in height) is designed to easily convert to a café table base (29.25" in height) by adding a Lift Kit (KIT175). Simply attach the hardware to the base frame for an additional 1.75" in height. The Lift Kit can be removed to convert the café table base back to a dining table base. Lift Kits are available in all finishes.



AVAILABLE TOP COLORS



 **INDIVIDUALLY HANDCRAFTED**

Each top is individually handcrafted and will vary in color. Colors are representations, refer to an actual sample. Homecrest tables and table tops with an umbrella hole come with a coordinating resin plug.



Café
Aluminum Base
H: 30.25"



Balcony
Aluminum Base
H: 34.25"



Balcony
Aluminum Base
H: 34.25"



Balcony
Aluminum Base
H: 34.25"



Balcony
Aluminum Base
H: 34.25"



Bar
Aluminum Base
H: 40"



Bar
Aluminum Base
H: 40"


	Top + Base: 3742RBTM					
	Top + Base: 3742RBTMNU					
		Top + Base: 3742SBTM	Top + Base: 2542SBTM		Top + Base: 2542SBRTM	
		Top + Base: 3742SBTMNU	Top + Base: 2542SBTMNU		Top + Base: 2542SBRTMNU	
			Top + Base: 2548SBTM		Top + Base: 2548SBRTM	
			Top + Base: 2548SBTMNU		Top + Base: 2548SBRTMNU	
	Top + Base: 3754RBTM					
	Top + Base: 3754RBTMNU					
Top + Base: 254262FTM				Top + Base: 254262BTM		Top + Base: 254262BRTM
Top + Base: 254262FTMNU				Top + Base: 254262BTMNU		Top + Base: 254262BRTMNU
Top + Base: 254284FTM				Top + Base: 254284BTM		Top + Base: 254284BRTM
Top + Base: 254284FTMNU				Top + Base: 254284BTMNU		Top + Base: 254284BRTMNU
N/A	N/A	N/A	N/A	N/A	N/A	N/A

Turn the page to view more table options! →

TIMBER TABLES

NATURAL SERIES

AVAILABLE TOP COLORS



TOP + TABLE BASE COMBINATIONS | OCCASIONAL, DINING, CAFÉ, BALCONY, + BAR

Note: Use BOTH top and base model numbers when ordering. Height listed is the complete table height and can vary up to 1/4". Table tops feature a 1.75" straight edge profile.




■	24" SQUARE (with Hole)							Top: C2424STMWH Base: 23275B
■	24" SQUARE (no Hole)	Top: C2424STM Base: 1122B	Top: C2424STM Base: 5724B	Top: C2424STM Base: 5723B				Top: C2424STM Base: 23275B
■	26" x 44" RECTANGLE (no Hole)					Top: C2644XTM Base: 5744B	Top: C2644XTM Base: 5743B	
●	30" ROUND (with Hole)							Top: C0030RTMWH Base: 23275B
●	30" ROUND (no Hole)				Top: C0030RTM Base: 1330B			Top: C0030RTM Base: 23275B
■	30" SQUARE (with Hole)							Top: C3030STMWH Base: 23275B
■	30" SQUARE (no Hole)		Top: C3030STM Base: 5724B	Top: C3030STM Base: 5723B				Top: C3030STM Base: 23275B
●	36" ROUND (with Hole)							Top: C0036RTM Base: 23275B
●	36" ROUND (no Hole)							Top: C0036RTMNU Base: 23275B
■	36" SQUARE (with Hole)							Top: C3636STM Base: 23275B
■	36" SQUARE (no Hole)							Top: C3636STMNU Base: 23275B
●	42" ROUND (with Hole)							Top: C0042RTM Base: 33275B
●	42" ROUND (no Hole)							Top: C0042RTMNU Base: 33275B
■	42" SQUARE (with Hole)							Top: C4242STM Base: 33275B
■	42" SQUARE (no Hole)							Top: C4242STMNU Base: 33275B
+	UMBRELLA BASE PLATE (Zinc-plated, Solid-steel)	N/A	N/A	N/A	N/A	N/A	N/A	23UMBP or 33UMBP (Required with Umbrella)





1.75" STRAIGHT EDGE PROFILE
SHOWN IN DRIFT

*Base features adjustable floor glides for leveling.



Top: C2424STMWH Base: 2330B			Top: C2424STMWH Base: 2334B		Top: C2424STMWH Base: 2340B	
Top: C2424STM Base: 2330B	Top: C2424STM Base: 1800B		Top: C2424STM Base: 2334B	Top: C2424STM Base: 0834B	Top: C2424STM Base: 2340B	Top: C2424STM Base: 0800B
Top: C0030RTMWH Base: 2330B			Top: C0030RTMWH Base: 2334B		Top: C0030RTMWH Base: 2340B	
Top: C0030RTM Base: 2330B	Top: C0030RTM Base: 1800B		Top: C0030RTM Base: 2334B	Top: C0030RTM Base: 0834B	Top: C0030RTM Base: 2340B	Top: C0030RTM Base: 0800B
Top: C3030STMWH Base: 2330B			Top: C3030STMWH Base: 2334B		Top: C3030STMWH Base: 2340B	
Top: C3030STM Base: 2330B	Top: C3030STM Base: 1800B		Top: C3030STM Base: 2334B	Top: C3030STM Base: 0834B	Top: C3030STM Base: 2340B	Top: C3030STM Base: 0800B
Top: C0036RTM Base: 2330B			Top: C0036RTM Base: 2334B		Top: C0036RTM Base: 2340B	
Top: C0036RTMNU Base: 2330B	Top: C0036RTMNU Base: 1800B		Top: C0036RTMNU Base: 2334B	Top: C0036RTMNU Base: 0834B	Top: C0036RTMNU Base: 2340B	Top: C0036RTMNU Base: 0800B
Top: C3636STM Base: 2330B		Top: C3636STM Base: 18ADAB	Top: C3636STM Base: 2334B		Top: C3636STM Base: 2340B	
Top: C3636STMNU Base: 2330B	Top: C3636STMNU Base: 1800B	Top: C3636STMNU Base: 18ADAB	Top: C3636STMNU Base: 2334B	Top: C3636STMNU Base: 0834B	Top: C3636STMNU Base: 2340B	Top: C3636STMNU Base: 0800B
Top: C0042RTM Base: 3330B			Top: C0042RTM Base: 3334B		Top: C0042RTM Base: 3340B	
Top: C0042RTMNU Base: 3330B			Top: C0042RTMNU Base: 3334B		Top: C0042RTMNU Base: 3340B	
Top: C4242STM Base: 3330B			Top: C4242STM Base: 3334B		Top: C4242STM Base: 3340B	
Top: C4242STMNU Base: 3330B			Top: C4242STMNU Base: 3334B		Top: C4242STMNU Base: 3340B	
23UMBP or 33UMBP (Required with Umbrella)	N/A	N/A	23UMBP or 33UMBP (Required with Umbrella)	N/A	23UMBP or 33UMBP (Required with Umbrella)	N/A

Note: An umbrella base plate is required when using 23XXX and 33XXX table bases with an umbrella. This zinc-plated, solid-steel umbrella base is available in all frame finishes and attaches to the table base. It can also be used to add weight to any 23XXX and 33XXX table base. Use the 18" umbrella base plate (23UMBP) with bases 23275B, 2330B, 2334B, and 2340B. Use the 24" umbrella base plate (33UMBP) with bases 33275B, 3330B, 3334B, and 3340B.

Turn the page to view more table options! →

TIMBER FIRE TABLES

NATURAL SERIES

Individually handcrafted and cast from beautiful reclaimed wood tables, our Timber fire tables look incredibly realistic. Our Timber tops are made with extremely durable materials, allowing them to withstand even the toughest weather conditions. Homecrest fire tables offer a powerful burner (up to 65,000 BTUs) and come standard with your choice of fire jewelry, as well as a secure key and black 3/4" aluminum fire burner riser.

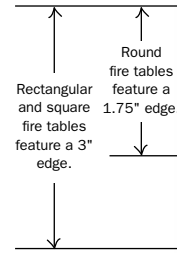


SHOWN IN PHOTO:

SUTTON HIGH BACK SWIVEL ROCKER CHAT CHAIR | 4592A
Cast Silver (Sunbrella) | Niko Finish

42" TIMBER LOUNGE FIRE PIT | 42RTMFPTT | 89RNC-JLP BASE
Drift Top | Niko Finish | Platinum Fire Jewelry

AVAILABLE TOP COLORS



Note: Each top is individually handcrafted and will vary in color. Colors are representations, refer to an actual sample.

FIRE TABLES Fire tables feature a 1.75" or 3" straight edge profile.

Note: Each fire table comes standard with a 12" x 24" rectangular or 20" round 65,000 BTU stainless steel black powder-coated burner, external key valve, match-light ignition, 20 lbs of fire jewelry (select one or two colors), and a black 3/4" fire burner riser. The burner is available as either Liquid Propane (XXX-JLP) or Natural Gas (XXX-JNG)—if one is not selected, the burner will default to the Liquid Propane option. The square and rectangular fire tables feature a 3" straight edge profile and the round fire tables feature a 1.75" straight edge profile.

<p>42" LOUNGE Top: 42SQTMTT Base: 89SNC (-JLP or -JNG) H: 21.5" Use fire table cover 005106</p>	<p>32" x 52" LOUNGE Top: 893252XTMTT Base: 89XNC (-JLP or -JNG) H: 21.5" Use fire table cover 006139</p>	<p>36" x 60" LOUNGE Top: 893660XTMTT Base: 89XNC (-JLP or -JNG) H: 21.5" Use fire table cover 006138</p>	<p>42" LOUNGE Top: 42RTMFPTT Base: 89RNC (-JLP or -JNG) H: 21.5" Use fire table cover 005369</p>	<p>54" LOUNGE Top: 54RTMFPTT Base: 89RNC (-JLP or -JNG) H: 21.5" Use fire table cover 005108</p>	<p>42" DINING Top: 42RTMFPTT Base: 89RDC (-JLP or -JNG) H: 27.5" Use fire table cover 005369</p>
<p>54" DINING Top: 54RTMFPTT Base: 89RDC (-JLP or -JNG) H: 27.5" Use fire table cover 005108</p>	<p>42" BALCONY Top: 42RTMFPTT Base: 89RBC (-JLP or -JNG) H: 34.5" Use fire table cover 005369</p>	<p>54" BALCONY Top: 54RTMFPTT Base: 89RBC (-JLP or -JNG) H: 34.5" Use fire table cover 005108</p>			

FIRE JEWELRY + ACCESSORIES

Note: When ordering fire jewelry individually (without a fire table), use the six-digit model number. When ordering with a fire table, use the two-digit color code number that is next to the color name.

13 - CRYSTAL ICE 006117	20 - PLATINUM 006124 - Reflective	16 - COPPER 006120 - Reflective	14 - BRONZE 006118 - Reflective	19 - MIDNIGHT BLACK 006123 - Reflective	15 - GUNMETAL 006119 - Reflective	17 - SAPPHIRE 006121 - Reflective	18 - AQUA 006122 - Reflective	01 - CLEAR BEADS 005003

22" BURNER COVER 91004 Smooth aluminum Use with round burners	14" x 26.25" BURNER COVER 91006 Smooth aluminum Use with rectangular burners	22.5" GLASS GUARD 005561 H: 6.75" Use in windy conditions Use with round burners	15.5" x 28.5" GLASS GUARD 006086 H: 5.8" Use in windy conditions Use with rectangular burners

PRODUCT FEATURE

Every Homecrest fire table features easy propane access, a removable key valve for flame control, and a standard burner riser to keep the table surface cool. We also offer glass guards, which are recommended for use in windy conditions to contain the flame.

REMOVABLE KEY VALVE	GLASS GUARD	EASY PROPANE ACCESS	BURNER RISER
----------------------------	--------------------	----------------------------	---------------------

SHOWN IN PHOTO:

GRACE ARMLESS ADJUSTABLE CHAISE | 10302
Glacier | Carbon Finish

9' MARKET UMBRELLA | 854FMA
Cast Breeze (Sunbrella) | Onyx Umbrella

CAST IRON UMBRELLA BASE | 00091
Carbon Finish





OUTDOOR ESSENTIALS

EXPERIENCE
CHOICE
AND
STYLE



Decorate your outdoor space like you would indoors with Homecrest outdoor essentials.

Go beyond a comfortable seating arrangement and add a coordinating market, cantilever, or giant pulley lift umbrella, or choose from our selection of throw pillows to complete your outdoor setting.

Made in the USA

SHOWN IN PHOTO:

ELEMENTS AIR RIGBY ARM SOFA | 51AR43R

Stratus | Carbon Finish

MODE CORNER UNIT | 1310020

Onyx Top | Carbon Finish

ELEMENTS AIR ARMLESS CHAT CHAIR | 51AR350

Stratus | Carbon Finish

ELEMENTS AIR LEFT ARM LOVESEAT | 51AR42L

Stratus | Carbon Finish

ELEMENTS CHAT CHAIR | 5139A

Palmetto Azure (Discontinued) | Carbon Finish

36" x 60" TIMBER LOUNGE FIRE PIT | 893660XTMTT | 89XNC-JLP BASE

Drift Top | Carbon Finish | Sapphire Fire Jewelry

15.5" x 28.5" RECTANGULAR GLASS GUARD | 006086

22" MODE SIDE TABLE | 13220

Onyx Top | Carbon Finish

20" SQUARE PILLOW | 00020

Canary (Outdura)

20" SQUARE PILLOW | 00020

Palmetto Azura (Discontinued)

18" SQUARE PILLOW | 00018

Palmetto Azura (Discontinued)

18" SQUARE PILLOW | 00018

Captiva Admiral (Discontinued)

16" SQUARE PILLOW | 00016

Rumor Waterfall (Discontinued)

12" x 22" KIDNEY PILLOW | 01222

Luna Admiral (Discontinued)

18" SQUARE PILLOW | 00018

Natural White (Outdura)

ELEMENTS LOW BACK DINING CHAIR | 51470

Polar (Brisa) | Glacier Back | Glacier Welt | Carbon Finish

ELEMENTS LOW BACK SWIVEL ROCKER | 51390

Polar (Brisa) | Glacier Back & Welt | Carbon Finish

42" x 62" TIMBER DINING TABLE | 2548SDTMNU

Drift Top | Carbon Finish





OUTDOOR ACCESSORIES

Take customization one step further with Homecrest outdoor accessories. Bring your outdoor space to life with several options to choose from, including glass guards and fire burner cover options.

FIRE TABLE ACCESSORIES

Note: Fire table covers may vary in color and aesthetics.



44" COVER
005369
H: 21.5"
Use ripstop polyester cover with 42" round



45" COVER
005106
H: 25.25"
Use ripstop polyester cover with 42" square



54" COVER
005108
H: 25"
Use ripstop polyester cover with 48" or 54" round



32" x 52" COVER
006139
H: 22.4"
Use ripstop polyester cover with 32" x 52" rectangle



36" x 60" COVER
006138
H: 25"
Use ripstop polyester cover with 36" x 60" rectangle



22.5" GLASS GUARD
005561
H: 6.75"
Use in windy conditions
Use with round burners



15.5" x 28.5" GLASS GUARD
006086
H: 5.8"
Use in windy conditions
Use with rectangular burners



22" BURNER COVER
91004
Smooth aluminum
Use with round burners



14" x 26.25" BURNER COVER
91006
Smooth aluminum
Use with rectangular burners

FIRE JEWELRY

Note: All fire tables come with two 10 lb bags of your choice of one or two colors. When ordering fire jewelry individually (without a fire table), use the six-digit model number. When ordering with a fire table, use the two-digit color code number that is next to the color name.



13 - CRYSTAL ICE
006117



20 - PLATINUM
006124 - Reflective



16 - COPPER
006120 - Reflective



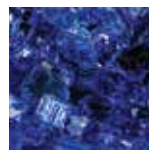
14 - BRONZE
006118 - Reflective



19 - MIDNIGHT BLACK
006123 - Reflective



15 - GUNMETAL
006119 - Reflective



17 - SAPPHIRE
006121 - Reflective



18 - AQUA
006122 - Reflective



01 - CLEAR BEADS
005003

UNIVERSAL ANCHOR KIT - Homecrest offers a Universal Anchor Kit (406980) to secure furniture to the ground. This kit consists of four discreet powder-coated brackets and is compatible with most Homecrest lounge seating and table collections.



SHOWN IN PHOTO:

ALLURE LEFT OR RIGHT ARM CLUB CHAIR | 1137LR
Canvas Canvas (Sunbrella) | Carbon Finish

ALLURE OTTOMAN | 1112A
Canvas Canvas (Sunbrella) | Carbon Finish

20" SQUARE PILLOW | 00020
Gateway Tropic (Discontinued)

18" SQUARE PILLOW | 00018
Canvas Canvas (Sunbrella)

18" SQUARE PILLOW | 00018
Spectrum Peacock (Sunbrella)

12" x 22" KIDNEY PILLOW | 01222
Spectrum Aztec (Discontinued)

12" x 22" KIDNEY PILLOW | 01222
Radiant Silver (Discontinued)



THROW PILLOWS

Take outdoor comfort and design to the next level with our incredibly durable pillows. Mix and match with solids, patterns, and textures from our fabric offering to bring a touch of colorful style to your outdoor space. Whether you're adding color and dimension to deep seating or fashion to a lounge, Homecrest outdoor throw pillows are sure to make a statement.



16" SQUARE
00016 (with Welt)
H: 16" W: 16" D: N/A



18" SQUARE
00018 (with Welt)
H: 18" W: 18" D: N/A



20" SQUARE
00020 (with Welt)
H: 20" W: 20" D: N/A



12" x 16" KIDNEY
01216 (with Welt)
H: 12" W: 16" D: N/A



12" x 22" KIDNEY
01222 (with Welt)
H: 12" W: 22" D: N/A



12" x 30" KIDNEY
01230 (no Welt)
H: 12" W: 30" D: N/A



GRACE CUSHION ARM PILLOW
10380PO (no Welt)
H: 8.5" W: 21.5" D: 6"



ALLURE CUSHION LEFT ARM PILLOW
1135POLH
H: 12" W: 4" D: 26.5"



ALLURE CUSHION RIGHT ARM PILLOW
1135PORH
H: 12" W: 4" D: 26.5"

Note: The pillow welt is the same fabric as the pillow.

HOMECREST UMBRELLAS

MARKET + CANTILEVER + GIANT PULLEY LIFT

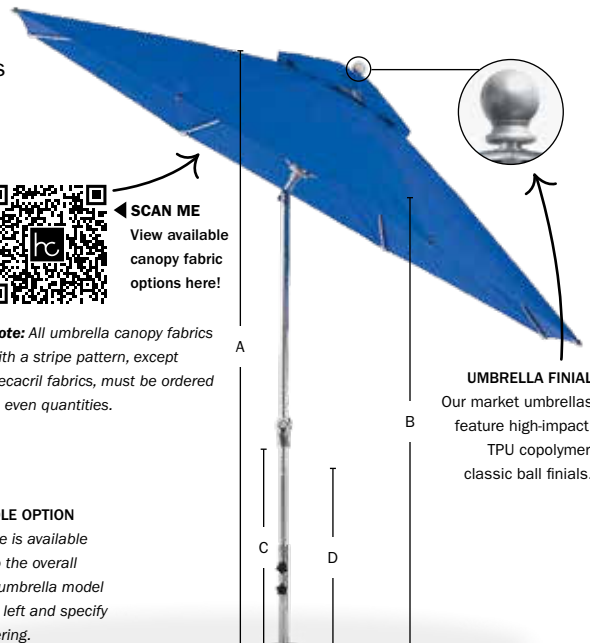
Add the final touch to your outdoor space with Homecrest Outdoor Living's stylish and durable umbrellas. Whether you are designing for your home or business, we have you covered with our market, cantilever, and giant pulley lift options. All of our umbrellas are built with commercial-grade materials, so you can enjoy worry-free shade for years to come. Plus, you can choose from our full selection of fabric offerings to tailor your umbrella to suit your personal aesthetic or project specifications.



MARKET UMBRELLA CRANK LIFT/AUTO TILT

This is the ONLY crank lift/auto tilt in the industry designed and warranted for commercial use. Our crank lift/auto tilt market umbrella is engineered to withstand 40 mph sustained winds.

- 316 stainless steel, commercial-grade, 60° tilt crank handle and axle
- 1.5" diameter center pole with a durable 1/8" aluminum wall thickness provides incredible strength and durability
- 1/2" fiberglass ribs and struts for maximum strength and flexibility
- Stainless steel grommets attach the canopy securely to the frame
- 4-layer fabric protection and closed stitching pocket



6.5' SQUARE

U 454FMA-SQ - 20 lbs
 A - Overall Height: 107"
 B - Clearance: 79"
 C - Closed Clearance: 41"
 D - Crank Clearance: 36"
 Mast Diameter: 1.5"



7.5' OCTAGON

U 845FMA - 20 lbs
 A - Overall Height: 98"
 B - Clearance: 72"
 C - Closed Clearance: 49"
 D - Crank Clearance: 36"
 Mast Diameter: 1.5"



9' OCTAGON

U 854FMA - 22 lbs
 A - Overall Height: 107"
 B - Clearance: 79"
 C - Closed Clearance: 48"
 D - Crank Clearance: 36"
 Mast Diameter: 1.5"

BAR HEIGHT POLE OPTION

A bar height pole is available and adds 10" to the overall height. Use the umbrella model numbers on the left and specify "bar" when ordering.



MARKET UMBRELLA PULLEY LIFT

Our easy glide pulley system is supported by a durable woven cord that allows you to effortlessly open and close the umbrella. All of our pulley lift umbrellas are designed with a hook pin to keep the pulley cord out of reach and out of sight. Our pulley lift market umbrella is engineered to withstand 40 mph sustained winds.

- 1.5" diameter center pole with a durable 1/8" aluminum wall thickness provides incredible strength and durability
- 1/2" fiberglass ribs and struts for maximum strength and flexibility
- Smooth and effortless pulley system
- Stainless steel grommets attach the canopy securely to the frame
- 4-layer fabric protection and closed stitching pocket



6.5' SQUARE

U 454FM-SQ - 16 lbs
A - Overall Height: 97"
B - Clearance: 77"
C - Closed Clearance: 41"
Mast Diameter: 1.5"



7.5' OCTAGON

U 845FM - 16 lbs
A - Overall Height: 94"
B - Clearance: 76"
C - Closed Clearance: 44"
Mast Diameter: 1.5"



9' OCTAGON

U 854FM - 18 lbs
A - Overall Height: 97"
B - Clearance: 77"
C - Closed Clearance: 41"
Mast Diameter: 1.5"

AVAILABLE BASE OPTIONS *Note: Umbrella bases are available in all Homecrest frame finishes, except for the premium aluminum base, which is silver mist.*



CAST IRON

00091 - 45 lbs
H: 20.5" W: 20" D: 20"



ALUMINUM SHELL

00092 - 30 lbs
H: 6.5" W: 15.5" D: 15.5"
Must fill with sand.



PREMIUM ALUMINUM BASE

(with Wheels)
100A - 100 lbs
H: 4" W: 24" D: 24"

AVAILABLE POLE COLORS



BRUSHED SILVER



CARBON

Note: This is not an exact match to our Carbon paint finish.



DESERT BRONZE



ONYX

Note: This is not an exact match to our Onyx paint finish.

Note: Umbrella clearance dimensions are measured while not mounted in a base. Depending on the selected base, these clearance measurements will change. All dimensions have a +/-6" tolerance based on the pitch angle of the umbrella rib. This is due to multiple variables: pin placement height, crank tautness, and fabric weight.

Available in: **U** Umbrella

SOL UMBRELLA CANTILEVER

Maximize your space with the Sol cantilever umbrella. Sol is manufactured using the industry's best materials and fabric available to provide many years of trouble-free use and enjoyment. Its Infinity Tilt allows you to change positions effortlessly. This modern cantilever is suitable for use in low to moderate wind conditions and ensures hours of protection from the sun and light rain.

- Crank lift built for commercial use, allowing smooth and effortless operation in any environment
- Mast and all critical joints are extruded aluminum, ensuring unmatched strength and durability
- Full 360° rotation combined with the Infinity Tilt provides countless hours of maximum shade
- Engineered to withstand 25 MPH winds; included wind stabilizer kit increases by 5 MPH
- Mounting options include permanent, semi-permanent, and freestanding bases for installation on any surface
- Stainless steel hardware throughout
- Black polyester protective cover bag included



11' OCTAGON


U 868ARU - 95 lbs
 A - Overall Height: 110.6"
 B - Open Clearance: 81.3"
 C - Closed Clearance: 37"
 D - Open Depth: 142"
 E - Crank Clearance: 30"
 Mast Diameter: 2.75" x 4"



13' OCTAGON

U 880ARU-F - 132 lbs
 A - Overall Height: 110.6"
 B - Open Clearance: 81.3"
 C - Closed Clearance: 32"
 D - Open Depth: 159"
 E - Crank Clearance: 30"
 Mast Diameter: 2.75" x 4"

PRODUCT FEATURES



INFINITE TILT SYSTEM



EXTRUDED ALUMINUM MAST



EXTRUDED ALUMINUM ON ALL CRITICAL JOINTS

Note: Umbrella clearance dimensions are measured while not mounted in a base. Depending on the selected base, these clearance measurements will change. All dimensions have a +/-6" tolerance based on the pitch angle of the umbrella rib. This is due to multiple variables: pin placement height, crank tautness, and fabric weight.

AVAILABLE BASE OPTIONS

Note: All umbrella bases are galvanized steel except the direct surface mount (onyx) and the heavy-duty wheel base (brushed silver).



IN-GROUND MOUNT

ARU-IG - 18 lbs
 H: 14" W: 8.5" D: 8.5"
 Can be mounted in concrete, soil, and hard clay. Hardware not included.



DIRECT SURFACE MOUNT

ARU-DP - 12 lbs
 H: .5" W: 12.5" D: 12.5"
 Can be mounted to concrete, wood deck, or any stable solid surface. Hardware not included.



HEAVY-DUTY WHEEL BASE

ARU-480 - 94 lbs
 H: 11" W: 34" D: 34"
 Residential use only, pavers not included. Twelve 16" x 16" pavers are needed to properly weight the base to 480 lbs.



MODULAR CROSS BASE

ARU-XB - 36 lbs
 H: 5" W: 39" D: 39"
 Residential use only, pavers not included. Eight 16" x 16" pavers are needed to properly weight the base to 335 lbs.



DOUBLE PLATE STACK BASE

40G-36G - 335 lbs
 H: 1" W: 40" D: 40"

Available in: **U** Umbrella

TRIUMPH UMBRELLA GIANT PULLEY LIFT

Triumph is the flagship center post umbrella for all luxury resorts, hotels, and high-end outdoor living spaces. Built with durable, commercial-quality materials, the Triumph giant umbrella offers freestanding maximum shade options on a larger 2" center post. It has three canopy size options to accommodate any outdoor space.

- Smooth and effortless kernmantle rope double pulley system
- A 2" diameter, 3.2 mm thick single-piece aluminum center pole provides incredible strength and durability
- Ergonomically designed, 3/4" diameter fiberglass ribs maintain shape and provide added strength
- High impact polymer joints help create a durable canopy frame
- Engineered to withstand 35 MPH sustained winds
- Mounting options include permanent, semi-permanent, and freestanding bases for installation on any surface
- Stainless steel hardware throughout



13' OCTAGON
 U 880FM - 47 lbs
 A - Overall Height: 112.5"
 B - Open Clearance: 87"
 C - Closed Clearance: 30.5"
 Mast Diameter: 2"




10' SQUARE
 U 883FM-SQ - 43 lbs
 A - Overall Height: 112.5"
 B - Open Clearance: 85.5"
 C - Closed Clearance: 28"
 Mast Diameter: 2"



8.5' x 11' RECTANGLE
 U 882FM-R - 44 lbs
 A - Overall Height: 112.5"
 B - Open Clearance: 85.5"
 C - Closed Clearance: 27"
 Mast Diameter: 2"


PRODUCT FEATURES



HIGH IMPACT POLYMER JOINTS



DOUBLE PULLEY SYSTEM



3/4" THICK FIBERGLASS RIBS

Note: Umbrella clearance dimensions are measured while not mounted in a base. Depending on the selected base, these clearance measurements will change. All dimensions have a +/-6" tolerance based on the pitch angle of the umbrella rib. This is due to multiple variables: pin placement height, crank tautness, and fabric weight.

AVAILABLE BASE OPTIONS

Note: The stackable steel plate bases are galvanized steel, the direct mount stem is stainless steel, the heavy-duty wheel base is brushed silver, and the premium aluminum base is silver mist.



DIRECT MOUNT STEM
 18ST2 - 5 lbs
 H: 18" W: 2" D: 2"
 Can be mounted to concrete, wood deck, or any stable solid surface. Hardware not included.



HEAVY-DUTY WHEEL BASE
 ARU-480 - 94 lbs
 H: 11" W: 34" D: 34"
 Pavers not included. Twelve 16" x 16" pavers are needed to properly weight the base to 480 lbs.



STACKABLE STEEL PLATE BASE
 36G-18ST2 - 150 lbs
 H: .5" W: 36" D: 36"
 Can be stacked up to three plates, 2" x 18" stem included.



STACKABLE STEEL PLATE BASE
 36G-SQ-18ST2 - 200 lbs
 H: .5" W: 36" D: 36"
 Can be stacked up to three plates, 2" x 18" stem included.



PREMIUM ALUMINUM BASE (with Wheels)
 150A-18ST2 - 150 lbs
 H: 3.5" W: 30" D: 30"
 Concrete-filled, 2" x 18" stem included.

Available in: Umbrella

SHOWN IN PHOTO:

FLORIDA CAFÉ CHAIR | 2F320
Glacier Finish

ECHO CAFÉ CHAIR | 94370
Sedona Finish

MANHATTAN ARMLESS CAFÉ CHAIR | CH590-CH
Carbon Finish

PASSPORT CAFÉ CHAIR | 26320 (DISCONTINUED)
Glacier Finish

ALLURE ARMLESS CAFÉ CHAIR | 1235M
Storm Finish

ECHO ARMLESS CAFÉ CHAIR | 94360
Canvas White (Sunbrella) | Carbon Finish

ALLURE CAFÉ CHAIR | 1135M
Niko Finish

MANHATTAN CAFÉ CHAIR | CH320-PD
Bliss Dew (Sunbrella) | Onyx Finish

44" x 110" MODE CAFÉ TABLE | 1344110F
Onyx Finish





CONTRACT MARKET

EXPERIENCE
QUALITY
AND
DURABILITY

Our dedication to commercial-grade materials and craftsmanship speaks for itself. Our customers tell us time and time again how truly satisfied they are with the quality and longevity of our products in the demands of various commercial environments.

All of our products go through rigorous commercial testing to ensure that what you specify and purchase is truly worthy of your project or property. Your guests' experience is paramount to us.

Made in the USA

CONTRACT MARKETS

HOTEL + SENIOR LIVING + HIGHER EDUCATION + COUNTRY CLUB + CORPORATE + MULTIFAMILY





@NDSU.OFFICIAL



@NDSU.OFFICIAL



@LIFEATSAILPOINT



@ARIAEDINAAPTS



@LAKEHAUSMPLS



@LAKEHAUSMPLS

CAFÉ SEATING

ALUMINUM + STEEL

Café seating pieces have an average seat height of 19" and are commonly used in restaurants, bars, and other active seating venues. Most café collections are stackable and available with and without arms. Be sure to select café heights for both the table, which has a 30" average height, and the seating collection to ensure proper fit.



ALLURE ARMLESS CAFÉ CHAIR

S 11350

H: 32.5" W: 20" D: 21"
Seat Ht: 18" Arm Ht: N/A



ALLURE ARMLESS CAFÉ CHAIR

S 12350 **S** 12350-4*

H: 32.5" W: 21.5" D: 21"
Seat Ht: 18" Arm Ht: N/A
(Stackable: 4-6)



ALLURE CAFÉ CHAIR

S 11370

H: 32.5" W: 22.5" D: 21"
Seat Ht: 18" Arm Ht: 24.5"



ALLURE CAFÉ CHAIR

S 12370 **S** 12370-4*

H: 32.5" W: 24.5" D: 21"
Seat Ht: 18" Arm Ht: 24.5"
(Stackable: 4-6)



ALLURE ARMLESS CAFÉ CHAIR

M 1135M

H: 34" W: 20" D: 21"
Seat Ht: 18" Arm Ht: N/A



ALLURE ARMLESS CAFÉ CHAIR

M 1235M **M** 1235M-4*

H: 34" W: 21.5" D: 21"
Seat Ht: 18" Arm Ht: N/A
(Stackable: 4-6)



ALLURE CAFÉ CHAIR

M 1137M

H: 34" W: 22.5" D: 21"
Seat Ht: 18" Arm Ht: 24.5"



ALLURE CAFÉ CHAIR

M 1237M **M** 1237M-4*

H: 34" W: 24.5" D: 21"
Seat Ht: 18" Arm Ht: 24.5"
(Stackable: 4-6)



ECHO ARMLESS CAFÉ CHAIR

M 94350 **M** 94350-2*

C 9435P **C** 9435P-2*
H: 35" W: 18.5" D: 21"
Seat Ht: 19" Arm Ht: N/A
(Stackable: 4-6)



ECHO CAFÉ CHAIR

M 94370 **M** 94370-2*

C 9437P **C** 9437P-2*
H: 35" W: 20" D: 21"
Seat Ht: 19" Arm Ht: 25.75"
(Stackable: 4-6)



ELEVATE ARMLESS CAFÉ CHAIR

S 56350 **S** 56350-2*

H: 32.5" W: 25" D: 21"
Seat Ht: 18" Arm Ht: N/A
(Stackable: 4-6)



ELEVATE CAFÉ CHAIR

S 56370 **S** 56370-2*

H: 32.5" W: 25" D: 21"
Seat Ht: 18" Arm Ht: 24"
(Stackable: 4-6)



ELEVATE ARMLESS CAFÉ CHAIR

M 5635M **M** 5635M-2*

H: 34" W: 25" D: 21"
Seat Ht: 18" Arm Ht: N/A
(Stackable: 4-6)



ELEVATE CAFÉ CHAIR

M 5637M **M** 5637M-2*

H: 34" W: 25" D: 21"
Seat Ht: 18" Arm Ht: 24"
(Stackable: 4-6)



FLORIDA CAFÉ CHAIR

M 2F320 **M** 2F320-4*

H: 33" W: 23" D: 25.5"
Seat Ht: 18" Arm Ht: 25.5"
(Stackable: 4-6)



GRACE LOW BACK CAFÉ CHAIR

S 10680 **PS** 10690

H: 37.5" W: 26.75" D: 26"
Seat Ht: 19.5" Arm Ht: 25"



HARBOR LOW BACK CAFÉ CHAIR

S 32680 **PS** 32690

H: 37.5" W: 24.5" D: 30"
Seat Ht: 19.5" Arm Ht: 26"



MANHATTAN ARMLESS CAFÉ CHAIR

M CH590-CH **M** CH590-CH2*

C CH590-PD **C** CH590-PD2*
H: 35" W: 18.5" D: 21"
Seat Ht: 18.75" Arm Ht: N/A
(Stackable: 4-6)



MANHATTAN CAFÉ CHAIR

M CH320-CH **M** CH320-CH2*

C CH320-PD **C** CH320-PD2*
H: 35" W: 20" D: 21"
Seat Ht: 18.75" Arm Ht: 25.75"
(Stackable: 4-6)



STELLA LOW BACK CAFÉ CHAIR

S 7A680 **PS** 7A690

H: 37.5" W: 24.5" D: 30"
Seat Ht: 19.5" Arm Ht: 23.5"

▶ TAKE NOTICE

Our café chairs pair with café height tables. Want to use these café chairs with a dining height table? Add a Lift Kit (KIT175) to raise the 37XX series dining base on all Natural Series and Latitude tables an additional 1.75", increasing the table height from dining to café in minutes!

Available in: **S** Sling **PS** Padded Sling **M** Metal **C** Padded Seat

*When ordering multi-pack, quantity of one equals two or four pieces, as denoted in model #x.

SHOWN IN PHOTO:

STELLA LOW BACK CAFE CHAIR | 7A680
Rapids | Carbon Welt | Carbon Finish

36" STONEGATE CAFE TABLE | C003GRSGNU | 1800B BASE
Pebble Top | Carbon Finish

6.5' MARKET UMBRELLA | 454FMA-SQ
Pacific Blue (Recacril) | Brushed Silver Umbrella Pole

UMBRELLA BASE | 00091
Carbon Finish



IN-POOL SERIES

All In-Pool products are available in white granite only and are suitable for use in both chlorinated and saltwater pools, as well as on all pool materials like concrete, vinyl liners, and gunite. They can be easily removed from the pool to be used on the pool deck. Each product has a recommended maximum water depth for best performance.

- Average thickness of material is .20" or greater
- Waterproof, rustproof, and 100% recyclable
- Suitable for both indoor and year-round outdoor use
- Products tested to support up to 750 lbs
- Fully compounded color (not dry blended) with UV light stabilizer to increase longevity of color retention in direct sunlight applications



CHAT CHAIR
SPL22103WG
H: 34" W: 34.5" D: 29"
Seat Ht: 16.5" Arm Ht: N/A
(Maximum water depth of 12")



SIDE TABLE/BENCH
SPL22101T1WG
H: 16.25" W: 22" D: 17"
Seat Ht: 16.25" Arm Ht: N/A
(Maximum water depth of 10")



LOUNGER
SPL33100WG (2 Pack)
SPL33100WG12 (12 Pack)
SPL33100WG72 (72 Pack)
H: 29.5" W: 33.25" L: 66"
Seat Ht: 1.75" Arm Ht: 11.5"
(Stackable: 2-4) (Maximum water depth of 5")



LOUNGER WITH 4" RISER
SPL33100W4R (2 Pack)
H: 33.5" W: 33.25" L: 66"
Seat Ht: 5.75" Arm Ht: 15.5"
(Maximum water depth of 9")



LOUNGER WITH 8" RISER
SPL33100W8R (2 Pack)
H: 37.5" W: 33.25" L: 66"
Seat Ht: 9.75" Arm Ht: 19.5"
(Maximum water depth of 13")



LOUNGER WITH 12" RISER
SPL33100W12R (2 Pack)
H: 41.5" W: 33.25" L: 66"
Seat Ht: 13.75" Arm Ht: 23.5"
(Maximum water depth of 17")



4" RISER SET ONLY
SPL33104WG
H: 4" W: 20" D: 12"
Seat Ht: N/A Arm Ht: N/A
(Maximum water depth of 9")



8" RISER SET ONLY
SPL33108WG
H: 8" W: 20" D: 12"
Seat Ht: N/A Arm Ht: N/A
(Maximum water depth of 13")



12" RISER SET ONLY
SPL33112WG
H: 12" W: 20" D: 12"
Seat Ht: N/A Arm Ht: N/A
(Maximum water depth of 17")



LOUNGER PUMP
SPL3300SCMP



LOUNGER HEAD PILLOW
SPL3300PLW
(Select Aqua or White)



SHOWN IN PHOTO:
LOUNGER WITH 4" RISER | SPL33100W4R
White Granite



AVAILABLE PRODUCT + PILLOW COLORS



WHITE GRANITE

AQUA - PILLOW

WHITE - PILLOW



EXPERIENCE
FASHION
AND
FUNCTION



Experience the ultimate in style and selection with Homecrest's outdoor fabrics and durable finishes. With a wide variety of colors and textures, you can choose the look that suits you. Customize your chair, loveseat, sofa, or chaise by using our online Interactive Design Center at design.homecrest.com. Here, you can customize Homecrest furniture with a variety of fabrics and finishes.

HOMECREST FABRICS

SLINGABLE + CUSHION + MORE

Without great fabrics, outdoor spaces lack meaning and inspiration. The perfect combination of texture, color, and pattern not only adds beauty, but has the power to invigorate and rejuvenate. Homecrest offers a complete selection of fabric options so you can create a custom outdoor space tailored to your design aesthetic. Our double layer slings provide exceptional support, while our Sensation slings take this double layer design and add a level of unmatched comfort and shape retention. In addition, Homecrest has partnered with several well-known fabric vendors to offer cushion fabric options that feature premium performance and durability without sacrificing design.



◀ **SCAN ME**
Check out all of our available fabrics here!

For design ideas and inspiration, visit our website. To help you visualize and customize your chair or fire table, use our Interactive Design Center at design.homecrest.com. Here you'll have the opportunity to: (1) pick your collection, (2) choose your finish, (3) select your fabric or fire jewelry, and (4) view, print, and buy.



Five-Year Double Layer Sling Residential Warranty

Homecrest Outdoor Living offers a five-year residential warranty on the celebrated Homecrest double layer sling. Homecrest's patented sling and padded sling designs have been the industry's most comfortable and durable sling products for decades, and customers can now enjoy the longest consumer warranty protection of any sling or padded sling on the market. Our five-year residential warranty applies to all new Homecrest chairs sold with a double layer sling (including air products) or padded sling design.



SEATING OPTIONS LEGEND:

A Air **S** Sling **PS** Padded Sling **C** Cushion **U** Umbrella **V** Vintage Wire **W** Welt

SEATING OPTION + FABRIC SELECTION GUIDE



A Air | Homecrest air collections feature the appearance and comfort of deep seating in a foam-free, cushionless construction. Luxurious and exclusive Sensation sling fabrics are used for the ultimate in low-maintenance comfort and feature benefits such as exceptional shape retention and surface memory. The air sling is a double layer design that is extremely comfortable and field-replaceable. All double layer slings carry a five-year residential warranty.

S Sling | The Homecrest-pioneered sling is constructed of two layers for unmatched comfort and support. Our durable sling is easily replaceable and available in a variety of outdoor fabrics, including our exclusive Sensation slings. Minimal maintenance and comfortable design continues to make the Homecrest sling a #1 choice from coast to coast. When selecting a Homecrest sling seating option (except for Allure, Elevate, and Infiniti), a welt or binding selection is required. Welting will match the frame finish unless an alternate is selected. Slings utilize the same fabric on the front and back for an attractive look. All double layer slings carry a five-year residential warranty.

PS Padded Sling | Our padded sling seating option features a triple layer sling with slight padding for added comfort. This attractive chair with distinctive silhouette stitching gives you not only a comfortable sit, but also a stylish addition to your outdoor space. The padded sling seating option expands your fabric options to outdoor fabrics from suppliers like Sunbrella®. For the padded sling seating option, select one of these outdoor fabrics for the front and a Homecrest sling fabric for the back. Like the sling seating option, our padded sling requires a welt or binding selection. Welting will match the frame finish unless an alternate is selected.

C Cushion | Our durable cushions provide unmatched comfort in a fast-paced world. The cushion seating option includes deep seating cushions, dining cushions, removable seat pads, and padded seats. Homecrest cushions are extremely comfortable and weather resistant.

W Welt | Welting or binding will match the frame finish unless an alternate is selected.

HOW TO READ A HOMECREST FABRIC LABEL + MAKE ORDERING EASY

When choosing a fabric for the product selected, seating option coding will confirm the availability. Please indicate the fabric grade and follow the "ordering process" instructions for that fabric.

Fabric Name

Grades:
A = \$ and B = \$\$

Note: Fabrics are separated into different grades based on their construction characteristics (types of yarns, dyes that were used, weave intricacy, etc.). While grade A fabrics cost less than grade B fabrics, this doesn't indicate the quality of the materials used.

Carbon

Grade A

Fabric Content: PVC

S Sling - This fabric will be used for the front and back of a sling (S). On many Homecrest sling collections, a welt (W) is also required.

PS Padded Sling (Back Only) - This fabric is an option for the back of a padded sling only.

W Welt - This fabric is a welting (W) fabric.

Note: For ordering tips, see the inside back cover.

S PS W

Ordering Tips:

A Air - Sensation sling fabrics will be used for the front and back of air (A) collections. A welt fabric is not required.

S Sling - Sling fabrics will be used for the front and back of a sling (S). On many sling collections, a welt (W) is also required. If a welt is not selected, it will default to the frame finish.

PS Padded Sling - The padded sling (PS) front is available in acrylic, leather-inspired, and other fashionable fabrics. A Homecrest sling (S) fabric is required for the back. If a back or welt (W) fabric is not selected, it will default to the frame finish.

W Welt - On many sling collections, a welt (W) is required. If a welt fabric is not selected, it will default to the frame finish. Some fabrics are available in both sling (S) and welt fabrics, creating a seamless or self-welting look.

Denotes what seating option the fabric is available on.

SENSATION SLING FABRICS

Since 1953, Homecrest has built its reputation on quality, innovation, and comfort. One landmark example of this was our introduction of the Sensation sling in 2002. As pioneers in the elastomeric fabric category, we have more than two decades of experience building Sensation sling furniture; to this day, there is nothing that comes close to the maintenance-free comfort, memory, colorfastness, and longevity of a Homecrest Sensation sling chair.

Sensation slings are constructed using an elastomeric yarn that is woven together with normal PVC sling fibers, creating a material that has amazing stretch characteristics for comfort, and outstanding memory for fabric longevity. If you have never sat in a Sensation sling chair, you really need to—the difference in comfort between a Sensation sling and a standard PVC sling is remarkable. The fabric stretches and moves according to the frame of the person sitting in it, while providing excellent support and comfort.

All of Homecrest's Sensation sling products go through 90,000 cycles of drop-testing without damage. Our testing has also shown that Sensation fabrics promote the structural integrity of the metal frames used in chair construction, as the elastomeric characteristics absorb much of the shock that would normally be borne by the supporting frame.




AGATE II | B



BARK | B



BISQUE | B



CAMEO II | B



CEDAR II | B



LAGOON | B



STRATUS | B



ZINC II | B



As for maintenance, Sensation fabrics just can't be beat. There's no such thing as a 'dry time' after rain—if a Sensation sling product needs to be used immediately after a storm, towel it off and it's ready to go. Likewise, cleaning is a breeze, and the Sensation fabrics' incredible colorfastness makes them look showroom ready, year round.

At Homecrest, we use Sensation fabrics on air products and dining furniture alike. Whether on a single chair or a giant sectional, all Sensation sling products feature our double layer sling technology. Plus, our air collections' unique "cushionless", foam-free construction brings together the very best in comfort, style, and maintenance-free outdoor living.



SLINGABLE FABRICS

Homecrest sling (S) fabrics can be used on all sling seating collections with the exception of Homecrest air (A) collections. Products that indicate air as a seating option are only available in Homecrest's Sensation slings. Homecrest's double layer sling has both a welted design and non-welted design, signified by the collection. The sling fabric will be the same on the front and the back unless a padded sling is selected.

The padded sling (PS) seating option is only available in acrylic, leather-inspired, and other fashionable fabrics, also known as cushion (C) fabrics, but require a sling back fabric selection and a welt (W). Look for sling fabrics with the (W) symbol for welting. The welt color will always default to the frame finish welt color unless an alternate is selected.



ALUMINUM | A

S



BRINDLE | A

S



CARBON | A

S W



DORSET | A

S



FOSSIL | B

S



GLACIER | A

S W



GLOW | B

S



HICKORY | A

S W



KAMALI | A

S



KOZO | B

S



MALACHITE | B

S



NIKO | A

S W



NOVA | A

S



OCEAN | A

S W




ONYX | A

S W



POTTER | A

S W




PRIA | B

S



RAPIDS | B

S



ROSE | A

S



SANDBAR | A

S W



SARASA | B

S




SEDONA | A

S W




SHADOWS | B

S




SHELBY | B

S



STORM/TITAN | A

S W



TERRACE | A

S



TUNGSTEN | B

S



UMBER | A

S W



◀ **SCAN ME**
View larger
images of
our sling
fabrics here!

SUNBRELLA FABRICS


VERSATILE. TIMELESS. BEST SELLERS.

Homecrest has you covered with our in-stock Sunbrella® fabric program! These best-selling fabrics are versatile, timeless, and sure to simplify the selection process. Available to use with Homecrest cushion and padded sling products, these top 25 Sunbrella fabrics easily coordinate with all Homecrest frame finishes.



ACTION ASH | C

PS C




ACTION STONE | C

PS C




BLISS LINEN | A

PS C



BLISS SMOKE | A

PS C



CANVAS CHARCOAL | A

PS C



CANVAS COAL | A

PS C



CANVAS FLAX | A

PS C




CANVAS GRANITE | A

PS C



CANVAS HEATHER BEIGE | A

PS C



CANVAS NAVY | A

PS C



CAST ASH | A

PS C



CAST LAGOON | A

PS C




CAST SHALE | A

PS C



CAST SILVER | A

PS C




CAST SLATE | A

PS C




ECHO ASH | B

PS C



LINEN SILVER | B

PS C



LINEN STONE | B

PS C



MAINSTREET DOVE | C

PS C



MAINSTREET PUTTY | C

PS C



MOMENTO DOVE | C

PS C



SPECTRUM DENIM | A

PS C



SPECTRUM DOVE | A

PS C



SPECTRUM GRAPHITE | A

PS C



SPECTRUM INDIGO | A

PS C



◀ **SCAN ME**
Check out
additional
Sunbrella
fabrics here!

Available in: PS Padded Sling C Cushion


BELLA-DURA FABRICS

Soft to the touch, yet exceptionally durable, Bella-Dura® is truly tailored for the outdoor market. These polyester/polyolefin blend fabrics offer sophisticated decorative patterns and colors, all while exceeding performance standards. Bella-Dura fabrics can be used on our cushion and padded sling seating options.



ALCADO FOG | C

PS C



ALCADO ROYALTY | C

PS C




BIRK CHESTNUT | D

PS C




BIRK DOVE | D

PS C



CATSKILL BIRCH | C

PS C



FESTOON PEWTER | C

PS C



FIRTH INDIGO | C

PS C




FIRTH WHEAT | C

PS C



FOLKSY PEWTER | C

PS C



FOLKSY STONE | C

PS C



HARBORVIEW DOVE | C

PS C



LANSINGER BLUFF | C

PS C



LANSINGER SEAGLASS | C

PS C



NYE ASH | B

PS C



NYE DUSK | B

PS C



NYE FOG | B

PS C



NYE NAUTICAL | B

PS C



NYE OAT | B

PS C



RUSTICA ADMIRAL | C

PS C



RUSTICA PEWTER | C

PS C



SOLIS SEAGLASS | C

PS C



◀ **SCAN ME**
View larger images of our Bella-Dura fabrics here!

Available in: **PS** Padded Sling **C** Cushion



WANT MORE FABRIC OPTIONS?

Homecrest offers an extensive array of fabrics to ensure every project is designed to your exact specifications. Experience the ultimate in style and selection with our wide variety of colors, textures, and patterns. In this catalog, you will find our in-stock fabrics and best sellers, with more options online. We also offer a Customer's Own Material (COM) program for fabrics that we do not currently supply. With COM, customers supply their own fabric, and the product receives Grade A pricing. To view all of our available fabrics, scan the QR code on the right or visit homecrest.com/fabrics/



◀ **SCAN ME**
Check out all of our available fabrics here!

RECACRIL FABRICS

Homecrest Outdoor Living offers a variety of fabrics for our umbrella canopies. Choose high-performance Recacril® canvas fabrics made from fade-resistant, solution-dyed acrylic specially designed for umbrellas. In addition to Recacril umbrella fabrics, Homecrest also offers a broad selection of durable outdoor fabrics available in a wide variety of colors, textures, and patterns.



BLACK



BLACK STRIPE



BLUE STRIPE



BROWN




BURGUNDY



CADET GREY



CAPRI



CHARCOAL GREY



CORAL



FOREST GREEN



LINEN



LOGO RED



NAVY BLUE



NAVY STRIPE



ORANGE



ORANGE STRIPE



PACIFIC BLUE




PISTACHIO



PUMPKIN



RED STRIPE



SAPPHIRE



SUNFLOWER YELLOW



TERRACOTTA



TITANIUM



TOAST




TURQUOISE




TURQUOISE STRIPE



VERMILLION



WHITE



YELLOW STRIPE



◀ **SCAN ME**
Check out
additional
umbrella
fabrics here!

Note: Recacril stripe fabrics can only be sewn horizontally. For additional umbrella canopy fabric options, look for the "U" symbol in the other fabric collections.

Available in: Umbrella

FINISHES

All Homecrest outdoor furniture is completely coated with a textured powder-coat finish. Known as an industry leader for our revolutionary paint line, our eco-friendly finishing department uses modern powder-coat frame finish colors on all of our furniture frames, tables, and bases. With Homecrest's experience and technology, your outdoor space will endure the seasons, year after year.



34 - NIKO




27 - UMBER




04 - SEDONA



05 - HICKORY



28 - CARBON



88 - STORM



84 - ONYX



35 - GLACIER



76 - TITAN



47 - INDIGO



◀ **SCAN ME**
View larger
images of
our paint
finishes here!



Note: Photos are representations. Please refer to an actual sample.

REPLACE. REVIVE. RE-LOVE.

REPLACEMENT SLINGS, CUSHIONS, + PARTS

Whether you're looking for slings, cushions, pillows, paints, or parts, with Homecrest Outdoor Living's exclusive replacement program, you can easily revitalize your existing Homecrest outdoor furniture. Replacements for our outdoor furniture are available for both current and discontinued products. Replacements for many of our classic outdoor furniture collections are still available today, including our vintage wire frame collections.


NEED HELP IDENTIFYING A PRODUCT?

Homecrest has made it easy to determine which collection your product is a part of. Here are three tools to help you with the identification of your product:

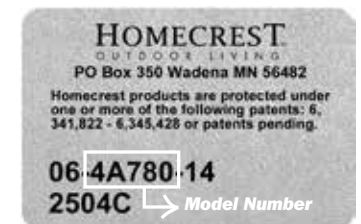
The **Catalog Archive**, found at homecrest.com/catalog-archive, is an invaluable tool for identifying replacements for resilient Homecrest outdoor furniture by allowing you to look through past catalogs. With the model number identified, use the Model Identification Guide to direct you to the replacement number needed.



The **Model Identification Guide**, found at homecrest.com/model-identification, allows you to search (Ctrl+F) by model number, collection name, year of purchase, and product type (i.e. glider, swivel rocker, etc). Once you have found your product, refer to the "Replacement #" column to find the replacement number you need to use when placing an order. **Note:** Replacement arm and floor glides are also listed.



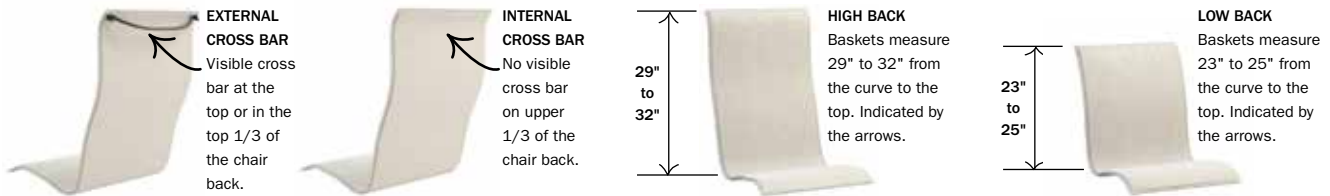
Products manufactured after 1998 have a **manufacturing decal**, which is located on the product's metal frame. On the manufacturing decal, there is a set of digits. The first two digits indicate the week of the year the product was produced, the next set of digits represent the product's model number, and the last two digits are the year the product was produced. With the model number identified, use the Model Identification Guide to direct you to the replacement number needed.



HOW TO IDENTIFY YOUR SLING OR PADDED SLING BASKET

The majority of replacement baskets are low back and high back sling chairs that Homecrest has produced over the years. These chairs utilize four different replacement slings. Here is a quick way to identify replacements needed for these four types of chairs.

- Determine if your chair has an external or internal cross bar and if your chair is a high back sling or a low back sling.



- Select your sling style. **Note:** A sling replacement tool is included with each order.



HOW TO DETERMINE THE FABRIC YOU NEED

Reference swatch labels or the fabric index in both the catalog and price list to identify fabrics that are available for your type of replacement. You can view an example of the fabric label on page 157.

SEATING OPTIONS LEGEND:

A Air S Sling PS Padded Sling C Cushion
U Umbrella V Vintage Wire W Welt

ASSEMBLY OF REPLACEMENTS

There are several how-to guides and videos available at homecrest.com/replacements that will assist you with the assembly of your slings and padded slings.



Need help visualizing these options? Visit the Interactive Design Center at design.homecrest.com to create the look that fits your style! **Note:** Colors are representations, please refer to an actual sample.

CELEBRATING OVER 70 YEARS...

From early ottomans, to the original swivel rocker, to one of today's leading outdoor furniture manufacturers, the Homecrest brand has been an industry favorite since 1953. Homecrest combines a rich history of quality and classic design with today's demand for affordable luxury and versatile living. Over the years, Homecrest's focus has broadened to encompass the increasing demands of sophisticated, style-driven consumers seeking to complement their homes' interior designs and create a seamless flow between indoor and outdoor living spaces.



#25 CHAIR



KINGSTON



EDINA



CRICKET



HOLLY HILL

1953

Homecrest begins in the back warehouse of a furniture store making a Hassock ottoman.



1956

Homecrest patents a swivel rocker mechanism and introduces it on an indoor chair, which brings growth to the company.

1960

Homecrest enters the outdoor casual market with a wire frame café chair.

1962

Well-known models like the 36 and 90 chairs are introduced.



1966

Homecrest's growth inspires a variety of both indoor and outdoor collection designs.



1971

Vinyl strap is a growing category, bringing new color and style. The growing wire frame collection Edina, in the popular Holly Hill fabric pattern, is widely retailed across the country.

1983

Homecrest introduces the double layer sling, which provides unsurpassed comfort. The double layer sling is unique to the industry and is still in use today.

1985

Homecrest retires the wire collection, yet continues to offer replacement cushions and slings today for most collections, including vintage wire.

1988

Homecrest adds a padded sling option to the growing list of collections.

1991

The introduction of the Holly Hill cushion collection allows Homecrest to offer a wider variety of low-maintenance aluminum pieces to fit the needs of a growing market.



SINCE 1953



AFFINITY

2000

Homecrest moves into a new state-of-the-art manufacturing facility, which remains home today. All products continue to be proudly engineered and manufactured in the USA.



2001

Homecrest receives the Manufacturer Leadership Award for the fifth time.



PALISADE

2002

Homecrest takes the comfort of the double layer sling to the next level with the use of Sensation stretchable fabrics. Another industry first.



2004

The Holly Hill sling collection is named a Consumers Digest Best Buy.

2009

Homecrest introduces the industry's first swivel rocker balcony stool.

2011

The innovative Airo², a cushionless deep seating group, is introduced to the industry. Airo² offers the comfort of a cushion with the easy care of a sling.



BELLAIRE

2013

Taking inspiration from Homecrest's 1960s B99 chair, Homecrest launches the Bellaire collection.

2015

It was an exciting new product launch year at Homecrest with fashion-forward styles that continue to speak comfort. A few introductions include Grace deep seating, Grace sling, and over 100 fire table combinations.

2016

The nostalgia of a long-time Homecrest customer favorite prompted Homecrest to introduce the Liberty Barrel Chair.



ELEMENTS AIR

2017

Homecrest introduces Elements air and Grace air. This newly expanded category brings the most revolutionary seating collections to hit the outdoor furniture market in years. The new air design builds on the Airo² collection and the popular and proven double layer sling design Homecrest is well-known for.

2018

This year marks Homecrest's 65th anniversary, and they continue to design and manufacture products in Wadena, Minnesota. Homecrest introduces the five-year warranty on all double layer slings, as well as three "Designed with Weight" sling collections.



INFINITI

2019

Homecrest introduces new HDPE and aluminum mixed material collections, Eden and Maddox.



2020

Homecrest introduces three mid-century modern collections in air and cushion categories.

2023

Homecrest celebrates 70 years of being in the outdoor furniture industry and introduces three cushion collections, including the retro-inspired Mila chair.



Made in the USA

HOMECREST LIMITED WARRANTIES

NOTICE: Product must be registered at myhomecrest.com to activate warranty within 60 days of original purchase.

Homecrest Outdoor Living, LLC ("Homecrest") is devoted to providing consumers with industry-leading comfort and quality. Since 1953, we have been widely known for manufacturing comfortable, high-quality, and stylish furniture. Our suppliers, manufacturing team, and sales personnel are devoted to making your experience with our products an enjoyable one.

Homecrest's Residential Limited Warranties apply to Homecrest products used in a residential setting only.

Homecrest's Commercial Limited Warranties apply to Homecrest products used in a commercial setting only.

All warranty periods begin from the original purchaser's date of purchase and are not transferable. All warranties apply only to Homecrest products shipped from the Homecrest factory after January 1, 2008 (product codes ending in -08 or later) and to those products that are maintained pursuant to the recommended care and maintenance instructions of the specific product purchased. The purchaser must register the product, residential or commercial, at myhomecrest.com within 60 days of purchase for the warranty to be activated. There is no Homecrest limited warranty to the purchaser who fails to register the product(s) purchased. Additionally, notwithstanding anything to the contrary, return freight is NOT covered under these Limited Warranties after one (1) year from the date of original purchase.

When submitting a warranty claim, a copy of the original sales receipt and the product code must be presented (photos may also be required). Any repair or modification of the product undertaken without prior written authorization from Homecrest will void this limited warranty. Any further warranty for a Homecrest-refinished or replaced product (already claimed under this limited warranty) shall only exist to that product for the remainder of the warranty period applicable to the original purchaser. For all warranty claims, return of damaged product will not be accepted by Homecrest without prior written approval.

THESE LIMITED WARRANTIES ARE IN LIEU OF ALL OTHER EXPRESS OR IMPLIED WARRANTIES AND EXPRESS THE SOLE AND EXCLUSIVE LIABILITY OF HOMECREST EXCEPT AS EXPRESSLY STATED HEREIN. THERE ARE NO OTHER WARRANTIES OR GUARANTEES, ORAL OR WRITTEN, EXPRESS OR IMPLIED, FROM ANY COURSE OF DEALING OR USAGE OF TRADE. ALL SUCH IMPLIED WARRANTIES, INCLUDING ANY WARRANTIES OF MERCHANTABILITY OR FITNESS FOR INTENDED PURPOSE, ARE EXPRESSLY DISCLAIMED TO THE FULLEST EXTENT BY LAW. THESE LIMITED WARRANTIES MAY NOT BE MODIFIED, EXTENDED, OR ENLARGED BY ANY REPRESENTATIVE OF HOMECREST, ANY INTERMEDIATE SALES ASSOCIATE, OR ANY OTHER AGENT OF HOMECREST.

WHAT OUR WARRANTIES COVER

Aluminum and Steel Frames (excluding Umbrella frames) | 15 years residential and 5 years commercial | Aluminum and steel frames are covered from structural failures for 15 years of residential use and 5 years of commercial usage. If the furniture has been maintained pursuant to the recommended care and maintenance instructions and the frame fails under normal usage during the warranty period as set out herein, and such failure is not the result of abuse or an act of God, Homecrest will repair or replace the frame at the Homecrest's sole discretion. If replacement is required and your original frame is no longer manufactured, we will replace it with a similar product, as determined by Homecrest. If the warranty claim is made within the first year of the limited warranty and shipping is within the Continental United States, Homecrest will pay the warranty freight.

HDPE Surfaces | 15 years residential and 5 years commercial | HDPE surfaces (table tops and benches) are covered from significant warpage and structural failures for 15 years of residential use and 5 years of commercial usage. If the furniture has been maintained pursuant to the recommended care and maintenance instructions and the HDPE frame or surface fails, or the HDPE surface significantly warps, under normal usage, and such failure or warpage is not the result of abuse or an act of God, Homecrest will repair or replace the HDPE component at the manufacturer's sole discretion. If replacement is required and your original HDPE frame or surface is no longer manufactured, we will replace it with a similar product, as determined by Homecrest. If the warranty claim is made within the first year of the limited warranty and shipping is within the Continental United States, Homecrest will pay the warranty freight.

Fire Table Burners | Crossfire® burner 15 years residential and 5 years commercial | Crystal Fire burner 2 years residential and 1 year commercial | Of our two styles of fire table burners, the Crossfire burners (brass 24" round and 12" x 24" rectangle) are warranted for a period of 15 years of residential use and 5 years of commercial usage. Our Crystal Fire burners (stainless steel 12" round, 24" round, and 12" x 24" rectangle) are warranted for a period of 2 years of residential use and 1 year of commercial usage. For both versions, the warranty is limited to the replacement or repair of defective components or workmanship. If replacement is required and your original product is no longer available, we will replace it with a similar product, as determined by Homecrest. If the warranty claim is made within the first year of the limited warranty and shipping is within the Continental United States, Homecrest will pay the warranty freight.

Painted Surfaces (peeling, flaking, or blistering) | 5 years residential and commercial | Painted frame surfaces are covered against peeling, flaking, or blistering for a period of 5 years for both residential and commercial usage. If the furniture has been maintained pursuant to the recommended care and maintenance instructions and the painted surface peels, flakes, or blisters under normal usage during the warranty period as set out herein, and such failure is not the result of abuse or an act of God, Homecrest will repair or replace the frame at the manufacturer's discretion. If replacement is required and your original product is no longer manufactured, we will replace with a similar product, at Homecrest's discretion. If the warranty claim is made within the first year of the limited warranty and shipping is within the Continental United States, Homecrest will pay the warranty freight.

Double Layer Slings and Padded Slings | 5 years residential and 2 years commercial | The fabrics used on our double layer slings and padded slings are warranted against tearing, discoloration, or excessive fading for 5 years of residential use and 2 years of commercial usage when maintained pursuant to the recommended care and maintenance instructions. The warranty DOES NOT INCLUDE tearing or discoloration sustained from abuse or an act of God. In the event a replacement is required, Homecrest will replace the double layer sling or padded sling with the same fabric, if available, or a comparable fabric, if necessary, based on manufacturer's discretion (installation labor not included). If the warranty claim is made within the first year of the limited warranty and shipping is within the Continental United States, Homecrest will pay the warranty freight. This warranty is valid ONLY on products purchased after March 1, 2017.

Umbrella Frames | 3 years residential and commercial | The frame structures of Homecrest's Market, Sol, and Triumph umbrellas are covered from structural failures for 3 years of both residential and commercial usage. Warranty includes manufacturer defects to the notch, runner, center pole, and skeleton structure of the umbrella frame. The warranty DOES NOT INCLUDE damages sustained to these umbrella frames while in any degree of tilt or sustained from abuse or an act of God. Homecrest will repair, replace, or provide replacement parts at the manufacturer's discretion. If replacement is required and your original product is no longer manufactured, we will replace it with a similar product, at the discretion of Homecrest. If the warranty claim is made within the first year of the limited warranty and shipping is within the Continental United States, Homecrest will pay the warranty freight. This warranty is not valid on umbrella frames purchased prior to September 1, 2020.

Natural Series Table Tops | 3 years residential and 1 year commercial | Natural Series table tops are warranted against structural failures, finish cracks, and blisters for 3 years of residential use and 1 year of commercial usage. Failure to properly maintain the table top or store it properly during inclement weather will void the warranty. If the natural series table tops have been maintained pursuant to the recommended care and maintenance instructions and there are structural failures, finish cracks, and/or blisters under normal usage during the warranty period as set out herein, and such failure is not the result of abuse or an act of God, Homecrest will repair or replace the natural series table top at Homecrest's sole discretion. If replacement is required and your original natural series table top is no longer manufactured, we will replace it with a similar product, as determined by Homecrest. If the warranty claim is made within the first year of the limited warranty and shipping is within the Continental United States, Homecrest will pay the warranty freight.

Vinyl Straps and Glider Bearing Hangers | 3 years residential and 1 year commercial | Vinyl strapping is warranted from discoloration or breakage for 3 years of residential use and 1 year of commercial usage. In the unlikely event that the strap significantly discolors or breaks, Homecrest will supply a replacement strap (installation labor and shipping not included). Glider bearing hangers are warranted against failure for 3 years of residential use and 1 year of commercial usage. In the unlikely event a bearing hanger fails, Homecrest will supply a replacement hanger (installation labor and shipping not included).

Cushions and Umbrella Canopies | 2 years residential and 1 year commercial | The fabrics used on our cushions and umbrella canopies are warranted against tearing, discoloration, or excessive fading for 2 years of residential use and 1 year of commercial usage when maintained pursuant to the recommended care and maintenance instructions. The warranty DOES NOT INCLUDE tearing or discoloration sustained from abuse or an act of God. In the event replacement is required, Homecrest will replace the cushion or umbrella canopy with the same fabric, if available, or a comparable fabric, if necessary, based on manufacturer's discretion (installation labor and shipping not included). If the warranty claim is made within the first year of the limited warranty and shipping is within the Continental United States, Homecrest will pay the warranty freight.

Miscellaneous Items | 1 year residential and commercial | The finish on coiled steel spring rocker mechanisms, plastic parts, flex plates, glides, swivel inserts, and umbrella bases is warranted against peeling, flaking, or blistering for 1 year in both residential and commercial usage. If the furniture has been maintained pursuant to the recommended care and maintenance instructions and the finish peels, flakes, or blisters under normal usage during the warranty period as set out herein, and such failure is not the result of abuse or an act of God, Homecrest will repair or replace the covered component at the manufacturer's discretion. If replacement is required and your original product is no longer available, we will replace with a similar product, at Homecrest's discretion. If the warranty claim is made within the 1-year limited warranty and shipping is within the Continental United States, Homecrest will pay the warranty freight.

Replacement Program | 1 year residential and commercial | All replacement slings, cushions, parts, etc. purchased online through shop.homecrest.com, or through a verified Homecrest retailer who sells replacement parts, carry a 1-year warranty from date of purchase of the replacement part. If the furniture has been maintained pursuant to the recommended care and maintenance instructions and the replacement part fails under normal usage during the 1-year warranty period, and such failure is not the result of abuse or an act of God, Homecrest will repair or replace the replacement part at the manufacturer's discretion. In the event replacement is required, Homecrest will replace the product with the same component part, if available, or a comparable component part, based on manufacturer's discretion (installation labor not included). If the warranty claim is made within the 1-year limited warranty and shipping is within the Continental United States, Homecrest will pay the warranty freight.

WHAT OUR WARRANTIES DO NOT COVER

These Limited Warranties do not cover the following products:

- Products shipped from the previous factory prior to January 1, 2008.
- Glass and acrylic table tops.
- Vinyl furniture covers.
- Showroom samples and factory outlet purchases.

Additionally, notwithstanding anything to the contrary herein, these Limited Warranties on the products that are covered hereunder are limited to failures resulting only from normal usage and natural weathering and DO NOT cover damage or failure of products attributable to:

- Acts of God, falling objects, fire, explosions, external forces, or any similar physical damage.
- Failure of product caused by misuse or lack of appropriate care and maintenance of the products (including rust). Refer to the care and maintenance instructions.
- Damage due to abuse or excessive wear and tear, including punctures or cuts, intentional or unintentional.
- Damage caused by caustic chemicals and/or power washers.
- Normal fading of fabrics, straps, and painted surfaces.
- Bursting and cracking of tubing and extrusion caused by exposure to moisture and freezing temperatures.
- Salt water exposure—due to the demands of salt air, weekly cleaning and quarterly waxing of painted surfaces must be maintained to prevent finish blisters and corrosion. Failure to carefully follow our care and maintenance instructions will void the warranty.

NOTICE: Warranty for any product covered by these Limited Warranties is automatically voided if any modification or alternation is performed on product that was originally sold or provided by Homecrest. Examples include, but are not limited to, the following: (1) the use of non-Homecrest approved and provided touch up paint; (2) altering of fire table burner systems, such as adding electronic ignition products or other devices not contained in the original product provided by Homecrest; or (3) attaching or using any hardware on a Homecrest product or component that was not originally sold or provided by Homecrest.

CLAIMS PROCEDURE

In the event that a warranty claim file needs to be opened, contact your local Homecrest retailer/commercial dealer to facilitate the process. If a local retailer/commercial dealer is not available, you may also contact Homecrest via our website at www.homecrest.com/Contact or email warranty@homecrest.com. Warranty for any refinished or replaced product shall be only for the remainder of the warranty period applicable to the original product. During the warranty process, you may be required to either return the defective merchandise or provide proof of destruction. Working through your local retailer or commercial dealer is highly recommended, when possible. Many of our retailers and commercial dealers can fix and/or handle issues immediately, saving both time and expense in the warranty process.

FREIGHT

All Homecrest furniture is delivered to the carrier in factory new condition. Claims for damage or losses that occur during shipping must be filed with Homecrest within seven (7) days from the time of receipt of delivery. Send written notice of the claimed condition to Homecrest Outdoor Living, LLC, 1250 Homecrest Avenue, Wadena, MN 56482 or email Homecrest at warranty@homecrest.com.

Note: For product care and maintenance instructions, please visit www.homecrest.com/FAQ.



TAKE A DEEPER DIVE

Looking for more information on Homecrest Outdoor Living?

Visit the Homecrest modern web experience to discover more detailed information on products and view additional beauty photography.



Need help visualizing your Homecrest furniture? Visit the Interactive Design Center at design.homecrest.com to create the look that fits your style!

CONNECT WITH US

Connect with Homecrest Outdoor Living on social media today to keep up to date with all of our latest product features, trends, beauty photography, and more!

HOMECREST[™]
OUTDOOR LIVING

www.homecrest.com